



THE YEARBOOK

of American & Canadian Churches

ASSOCIATION OF STATISTICIANS OF AMERICAN RELIGIOUS BODIES

THE YEARBOOK OF AMERICAN & CANADIAN CHURCHES

Copyright © 2021 Association of Statisticians of American Religious Bodies All rights reserved.

No part of this book may be reproduced in any manner whatsoever without written permission of the publisher except in brief quotations embodied in critical articles or reviews. For more information, contact the Association of of Statisticians of American Religious Bodies

ABOUT THE YEARBOOK

The Yearbook of American & Canadian Churches has served as the definitive handbook of North American denominations since 1916. Over our 100 year history, The Yearbook has remained an authoritative source for the most accurate and complete compilation of statistical data for North American religious bodies. Now an interactive online application, The Yearbook continues to catalog census information for *** denominational religious bodies. As of 2020, the Yearbook represents ***,*** faithful members, ***,*** clergy, ***,*** congregations, **,*** educational bodies, and more than \$***,***,***,***.** in total financial commitment.

Each listing contains a brief paragraph about the religious body, contact information for the group, and informative graphs detailing current and historical statistical data. Previously stewarded by the National Council of Churches, The Yearbook is overseen by the Association of Statisticians of American Religious Bodies (ASARB). in partnership with The National Council of Churches and Lake Institute on Faith and Giving. We invite you to join our effort by adding data for your religious group, becoming an ASARB member or making a contribution to our cause.

Visit us online at www.asarb.org.

OUR PARTNERS



CHRISTIAN CHURCH (DISCIPLES OF CHRIST) IN CANADA



Headquarters

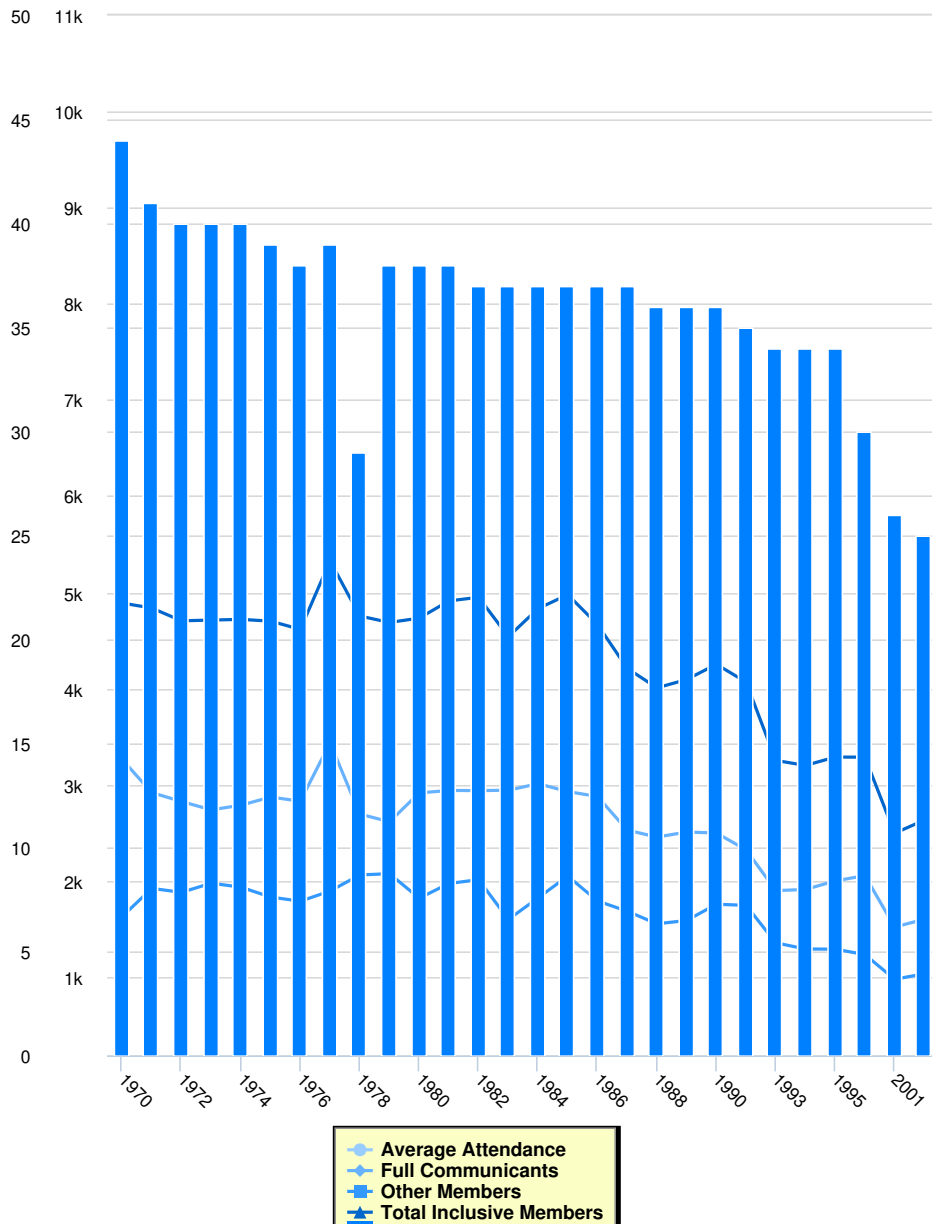
417 Wellington St
P.O. Box 23030
St. Thomas ON N5R 6A3
Canada
[519-633-9083](tel:519-633-9083)
mail@canadadisciples.org
<https://www.canadadisciples.org>
Christian Protestant TO BE
ALLOCATED

Attesting Officer

LAWRENCE STEINMETZ
[\(317\) 635-3100 x. 2409](tel:(317)635-3100x2409)
hbowers@cm.disciples.org

Disciples have been in Canada since 1810, and were organized nationally in 1922. This church served the Canadian context as a region of the whole Christian Church (Disciples of Christ) in the United States and Canada.

Membership



Instructions for the Chart and Legend

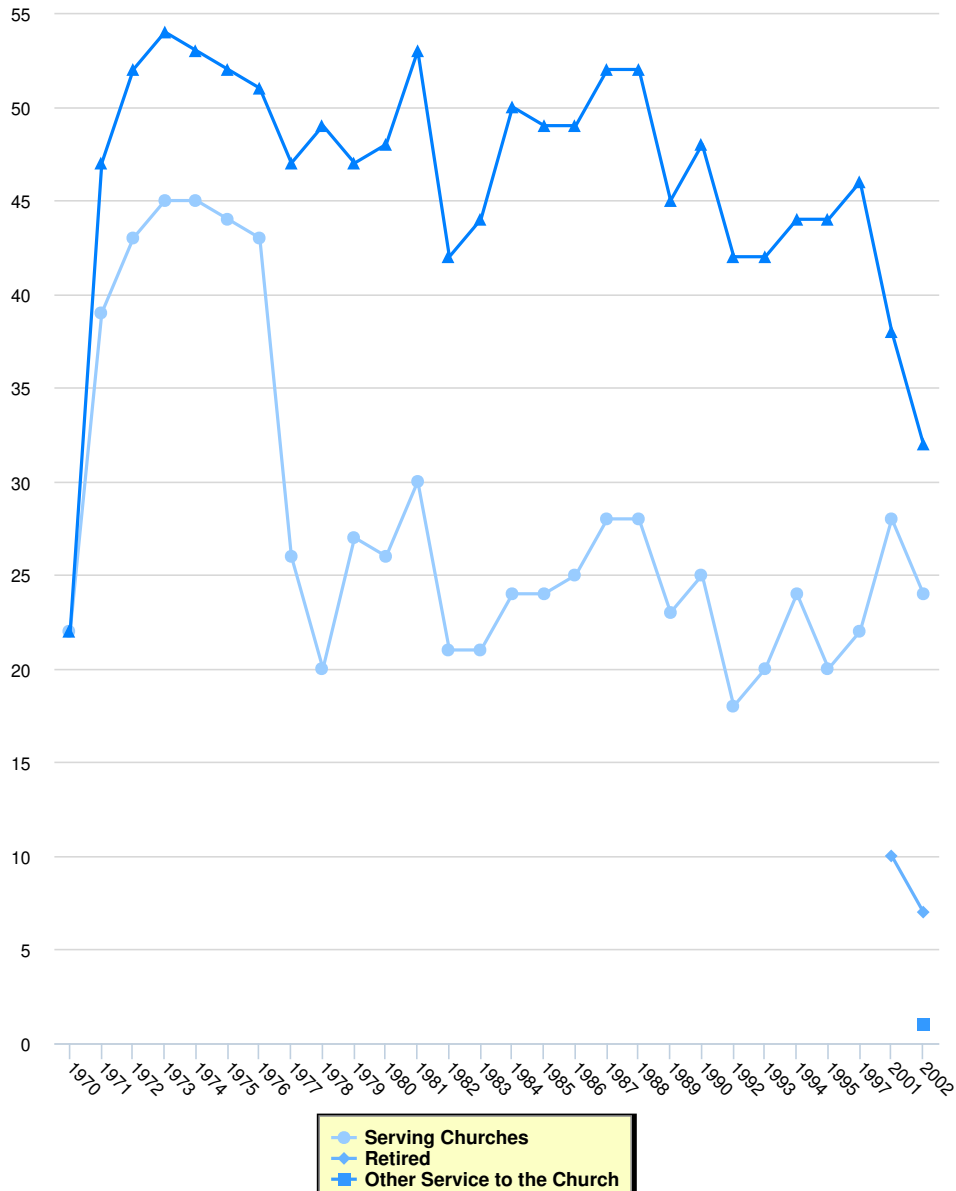
Simply click on the data set in the legend to make the values appear or disappear from the chart.

Membership

	Full Communicants	Average Attendance	Other Members	Total Inclusive Members	Total Churches	Membership Calculation Method
2002	1,599	0	1,032	2,631	25	
2001	1,518	428	975	2,493	26	
1997	2,053	0	1,232	3,285	30	
1995	1,998	0	1,288	3,286	34	
1994	1,909	0	1,290	3,199	34	
1993	1,897	0	1,354	3,251	34	
1992	2,322	0	1,744	4,066	35	
1990	2,496	0	1,755	4,251	36	
1989	2,506	0	1,586	4,092	36	
1988	2,454	0	1,552	4,006	36	

	Full Communicants	Average Attendance	Other Members	Total Inclusive Members	Total Churches	Membership Calculation Method
1987	2,526	0	1,683	4,209	37	
1986	2,876	0	1,789	4,665	37	
1985	2,927	0	2,048	4,975	37	
1984	3,009	0	1,821	4,830	37	
1983	2,941	0	1,597	4,538	37	
1982	2,937	0	2,011	4,948	37	
1981	2,939	0	1,971	4,910	38	
1980	2,913	0	1,818	4,731	38	
1979	2,613	0	2,073	4,686	38	
1978	2,693	0	2,060	4,753	29	
1977	3,435	0	1,892	5,327	39	
1976	2,827	0	1,787	4,614	38	
1975	2,870	0	1,830	4,700	39	
1974	2,785	0	1,933	4,718	40	
1973	2,737	0	1,974	4,711	40	
1972	2,824	0	1,879	4,703	40	
1971	2,916	0	1,920	4,836	41	
1970	3,262	0	1,626	4,888	44	

Clergy

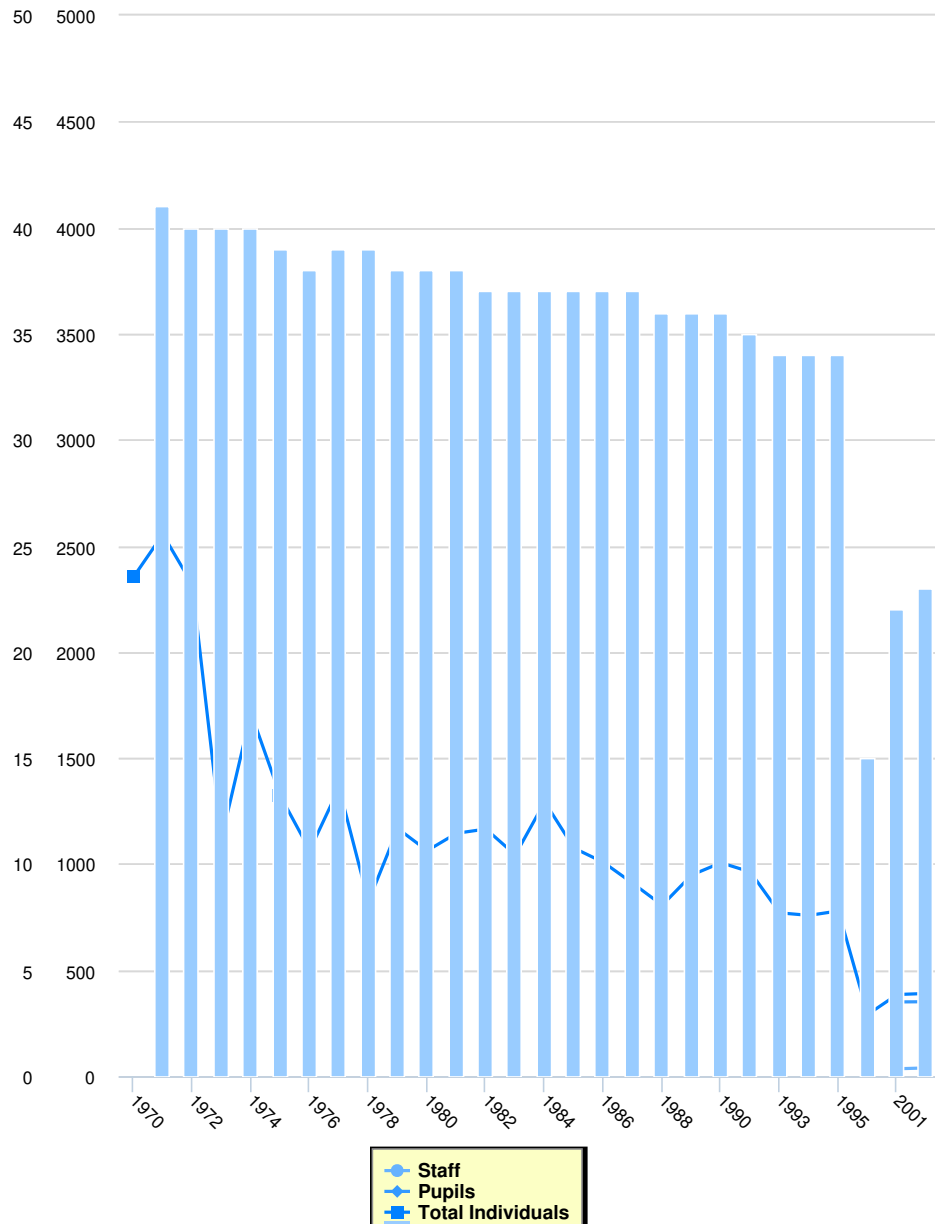


Clergy

	Serving Churches	Retired	Other Service to the Church	Total Clergy
2002	24	7	1	32
2001	28	10	0	38
1997	22	0	0	46
1995	20	0	0	44
1994	24	0	0	44
1993	20	0	0	42
1992	20	0	0	42
1990	25	0	0	48
1989	23	0	0	45
1988	28	0	0	52
1987	28	0	0	52
1986	25	0	0	49
1985	24	0	0	49
1984	24	0	0	50

	Serving Churches	Retired	Other Service to the Church	Total Clergy
1983	21	0	0	44
1982	21	0	0	42
1981	30	0	0	53
1980	26	0	0	48
1979	27	0	0	47
1978	20	0	0	49
1977	26	0	0	47
1976	43	0	0	51
1975	44	0	0	52
1974	45	0	0	53
1973	45	0	0	54
1972	43	0	0	52
1971	39	0	0	47
1970	22	0	0	22

Education

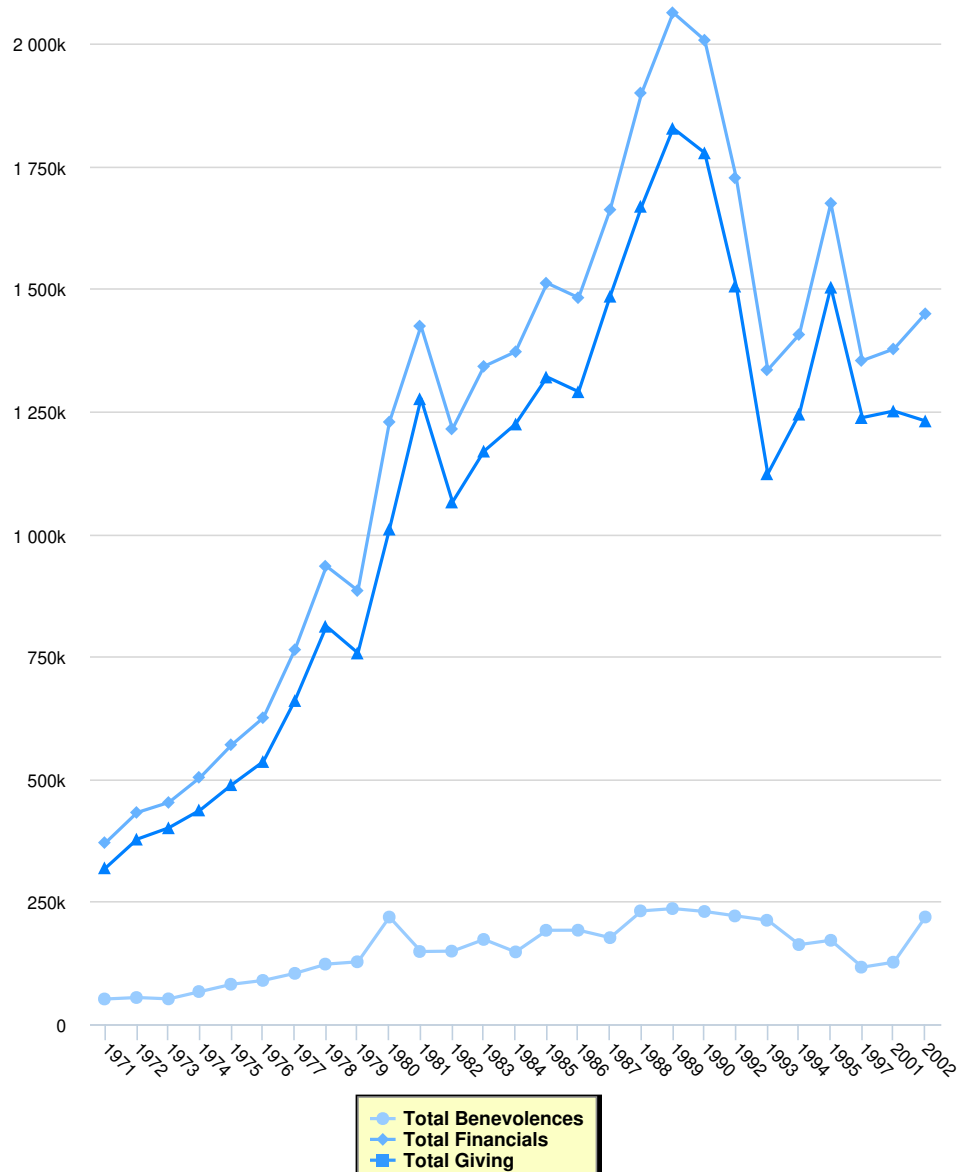


Education

	Total Schools	Staff	Pupils	Total Individuals
2002	23	39	351	390
2001	22	35	350	385
1997	15	0	0	291
1995	34	0	0	779
1994	34	0	0	758
1993	34	0	0	770
1992	35	0	0	963
1990	36	0	0	1,006
1989	36	0	0	948
1988	36	0	0	806
1987	37	0	0	909
1986	37	0	0	1,008
1985	37	0	0	1,075

	Total Schools	Staff	Pupils	Total Individuals
1984	37	0	0	1,293
1983	37	0	0	1,043
1982	37	0	0	1,165
1981	38	0	0	1,145
1980	38	0	0	1,063
1979	38	0	0	1,167
1978	39	0	0	824
1977	39	0	0	1,359
1976	38	0	0	1,065
1975	39	0	0	1,321
1974	40	0	0	1,712
1973	40	0	0	1,122
1972	40	0	0	2,318
1971	41	0	0	2,554
1970	0	0	0	2,353

Finance



Finance

	Total Benevolences	Total Financials	Total Giving	Local Expenses	Method
2002	\$218,625	\$1,449,009		\$1,230,384	
2001	\$126,498	\$1,377,150		\$1,250,652	
1997	\$116,347	\$1,353,560		\$1,237,213	
1995	\$171,132	\$1,674,323		\$1,503,191	
1994	\$162,353	\$1,406,574		\$1,244,221	
1993	\$211,980	\$1,334,557		\$1,122,577	
1992	\$220,804	\$1,726,182		\$1,505,378	
1990	\$229,913	\$2,007,071		\$1,777,158	
1989	\$235,796	\$2,062,978		\$1,827,182	
1988	\$231,156	\$1,899,296		\$1,668,140	
1987	\$176,511	\$1,661,270		\$1,484,759	
1986	\$191,738	\$1,481,716		\$1,289,978	
1985	\$191,554	\$1,511,511		\$1,319,957	

	Total Benevolences	Total Financials	Total Giving	Local Expenses	Method
1984	\$147,435	\$1,371,558		\$1,224,123	
1983	\$172,906	\$1,341,719		\$1,168,813	
1982	\$149,032	\$1,214,051		\$1,065,019	
1981	\$148,263	\$1,423,940		\$1,275,677	
1980	\$218,529	\$1,228,302		\$1,009,773	
1979	\$127,286	\$884,317		\$757,031	
1978	\$122,572	\$934,200		\$811,628	
1977	\$103,715	\$763,842		\$660,127	
1976	\$89,313	\$625,047		\$535,734	
1975	\$81,478	\$570,010		\$488,532	
1974	\$66,614	\$503,557		\$436,943	
1973	\$51,680	\$452,262		\$400,582	
1972	\$54,400	\$431,880		\$377,480	
1971	\$51,458	\$370,389		\$318,931	