



# **THE YEARBOOK**

of American & Canadian Churches

ASSOCIATION OF STATISTICIANS OF AMERICAN RELIGIOUS BODIES

# THE YEARBOOK OF AMERICAN & CANADIAN CHURCHES

Copyright © 2021 Association of Statisticians of American Religious Bodies All rights reserved.

No part of this book may be reproduced in any manner whatsoever without written permission of the publisher except in brief quotations embodied in critical articles or reviews. For more information, contact the Association of of Statisticians of American Religious Bodies

## ABOUT THE YEARBOOK

The Yearbook of American & Canadian Churches has served as the definitive handbook of North American denominations since 1916. Over our 100 year history, The Yearbook has remained an authoritative source for the most accurate and complete compilation of statistical data for North American religious bodies. Now an interactive online application, The Yearbook continues to catalog census information for \*\*\* denominational religious bodies. As of 2020, the Yearbook represents \*\*\*,\*\*\* faithful members, \*\*\*,\*\*\* clergy, \*\*\*,\*\*\* congregations, \*\*,\*\*\* educational bodies, and more than \$\*\*\*,\*\*\*,\*\*\*,\*\*\*.\*\* in total financial commitment.

Each listing contains a brief paragraph about the religious body, contact information for the group, and informative graphs detailing current and historical statistical data. Previously stewarded by the National Council of Churches, The Yearbook is overseen by the Association of Statisticians of American Religious Bodies (ASARB). in partnership with The National Council of Churches and Lake Institute on Faith and Giving. We invite you to join our effort by adding data for your religious group, becoming an ASARB member or making a contribution to our cause.

Visit us online at [www.asarb.org](http://www.asarb.org).

## OUR PARTNERS



## CHURCHES OF GOD, GENERAL CONFERENCE



### Headquarters

General Conf. Exec. Dir.,  
Pastor Edward L.  
Rosenberry, 700 E. Melrose  
Ave.  
P.O. Box 926  
Findlay, OH 45840  
United States  
[\(419\)424-1961](tel:(419)424-1961)  
[Comptech@cggc.org](mailto:Comptech@cggc.org)  
<https://www.cggc.org>  
[Christian Protestant TO BE  
ALLOCATED](#)

### Attesting Officer

REV. RALPH HUX  
General Secretary  
[\(740\)474-8856](tel:(740)474-8856)  
[directordoc@cccuhq.org](mailto:directordoc@cccuhq.org)

### Media Contact

EDITOR, MRS. RACHEL L.  
FOREMAN

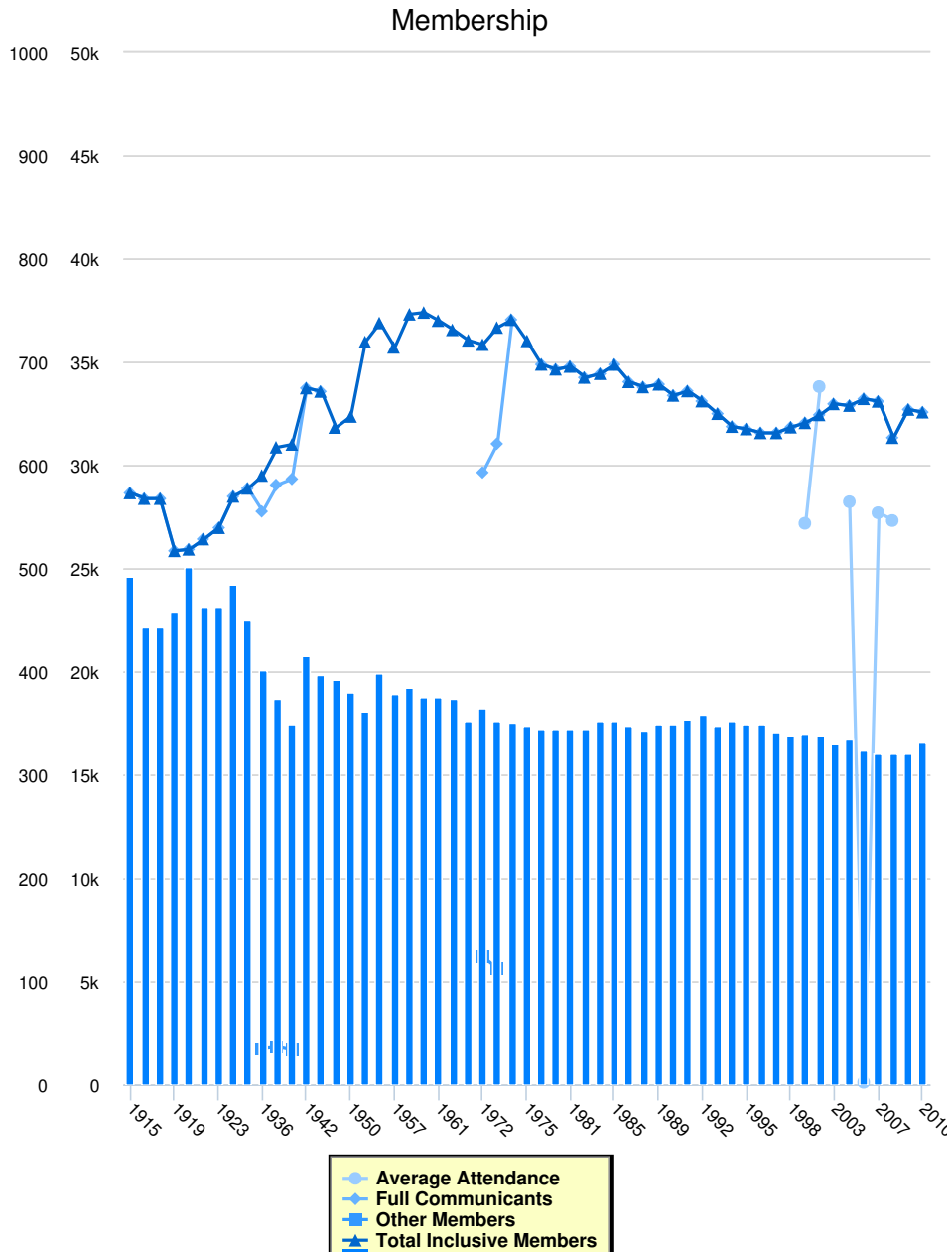
The Churches of God, General Conference (CGGC) had its beginnings in Harrisburg, Pa., in 1825.

John Winebrenner, recognized founder of the Church of God movement, was an ordained minister of the German Reformed Church. His experience-centered form of Christianity, particularly the "new measures" he used to promote it, his close connection with the local Methodists, his "experience and conference meetings" in the church and his "social prayer meetings" in parishioners' homes resulted in differences of opinion and the establishment of new congregations. Extensive revivals, camp meetings and mission endeavors led to the organization of additional congregations across central Pennsylvania and westward through Ohio, Indiana, Illinois and Iowa.

In 1830 the first system of cooperation between local churches was initiated as an "eldership" in eastern Pennsylvania. The organization of other elderships followed. General Eldership was organized in 1845, and in 1974 the official name of the denomination was changed from General Eldership of the Churches of God in North America to its present name.

The Churches of God, General Conference, is composed of 5 Regions in the United States and 1 conference in Haiti. The polity of the church is presbyterial in form. The church has mission ministries in the southwest among native Americans and is extensively involved in church planting and whole life ministries in Bangladesh, Brazil, Haiti, India, Kenga, Sweden, Thailand, and Venezuela.

The General Conference convenes in business session triennially. An Administrative Council composed of 16 regional representatives is responsible for the administration and ministries of the church between sessions of the General Conference.



#### Instructions for the Chart and Legend

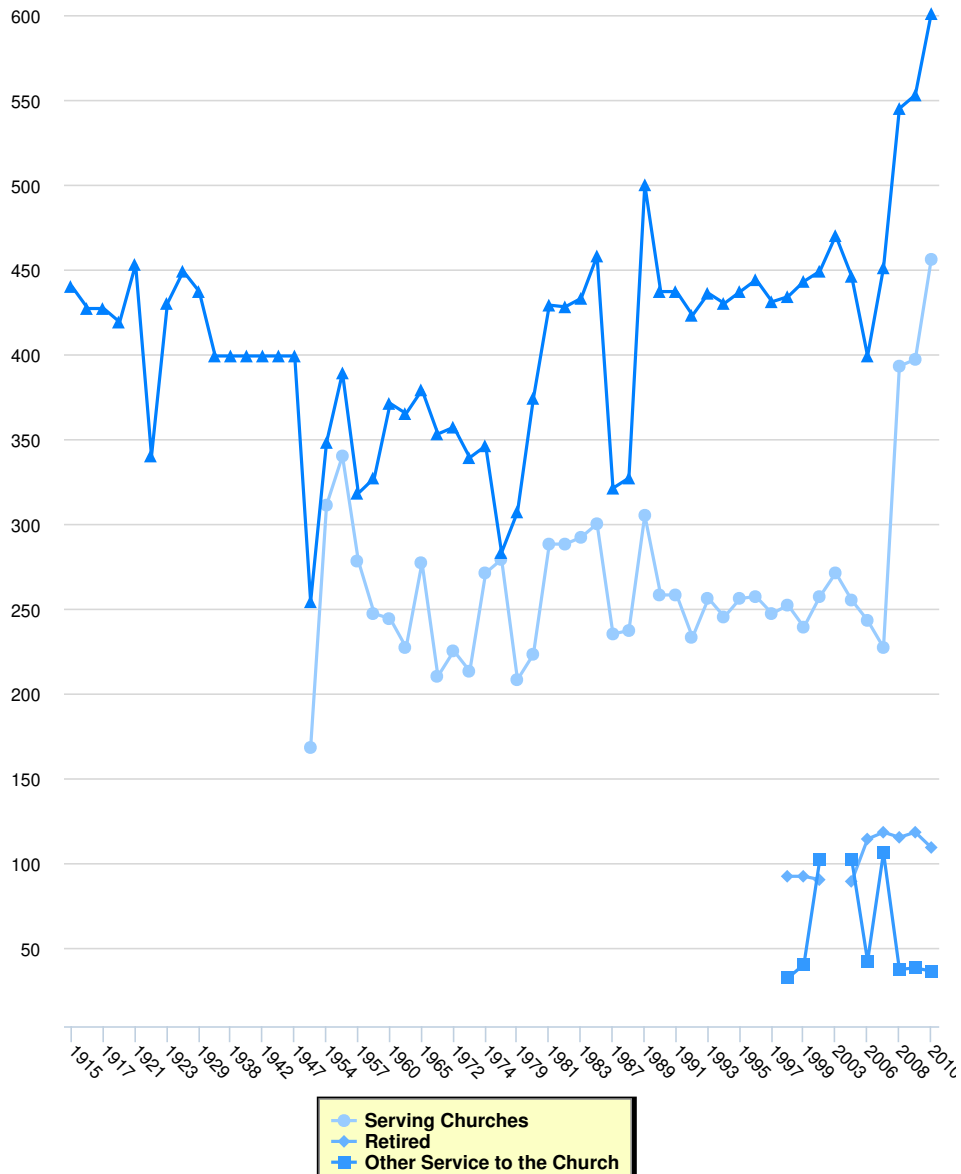
Simply click on the data set in the legend to make the values appear or disappear from the chart.

#### Membership

	Full Communicants	Average Attendance	Other Members	Total Inclusive Members	Total Churches	Membership Calculation Method
2010	32,560	0	0	32,560	332	
2009	32,691	0	0	32,691	321	
2008	31,326	27,313	0	31,326	322	
2007	33,083	27,691	0	33,083	321	
2006	33,208	110	0	33,208	324	
2004	32,880	28,224	0	32,880	336	
2003	32,961	0	0	32,961	331	
2001	32,429	33,799	0	32,429	339	
1999	32,045	27,180	0	32,045	340	
1998	31,833	0	0	31,833	339	

	<b>Full Communicants</b>	<b>Average Attendance</b>	<b>Other Members</b>	<b>Total Inclusive Members</b>	<b>Total Churches</b>	<b>Membership Calculation Method</b>
1997	31,557	0	0	31,557	342	
1996	31,558	0	0	31,558	350	
1995	31,745	0	0	31,745	349	
1994	31,862	0	0	31,862	352	
1993	32,488	0	0	32,488	347	
1992	33,096	0	0	33,096	359	
1991	33,584	0	0	33,584	354	
1990	33,371	0	0	33,371	349	
1989	33,909	0	0	33,909	350	
1988	33,778	0	0	33,778	343	
1987	34,028	0	0	34,028	348	
1985	34,870	0	0	34,870	353	
1983	34,424	0	0	34,424	352	
1982	34,241	0	0	34,241	345	
1981	34,773	0	0	34,773	345	
1980	34,638	0	0	34,638	344	
1979	34,874	0	0	34,874	345	
1975	0	0	0	36,016	347	
1974	37,040	0	0	37,040	351	
1973	31,032	0	5,629	36,661	353	
1972	29,640	0	6,193	35,833	364	
1967	0	0	0	36,042	352	
1965	0	0	0	36,550	374	
1961	0	0	0	36,995	376	
1960	0	0	0	37,390	376	
1959	0	0	0	37,304	385	
1957	0	0	0	35,700	378	
1955	0	0	0	36,882	398	
1954	0	0	0	35,963	362	
1950	0	0	0	32,352	380	
1947	0	0	0	31,817	392	
1944	33,563	0	0	33,563	397	
1942	33,727	0	0	33,727	415	
1939	29,326	0	1,674	31,000	350	
1938	29,040	0	1,824	30,864	374	
1936	27,756	0	1,740	29,496	401	
1929	28,871	0	0	28,871	451	
1925	28,484	0	0	28,484	484	
1923	26,965	0	0	26,965	463	
1922	26,416	0	0	26,416	463	
1921	25,920	0	0	25,920	502	
1919	25,847	0	0	25,847	458	
1917	28,376	0	0	28,376	443	
1916	28,376	0	0	28,376	443	
1915	28,650	0	0	28,650	493	

## Clergy

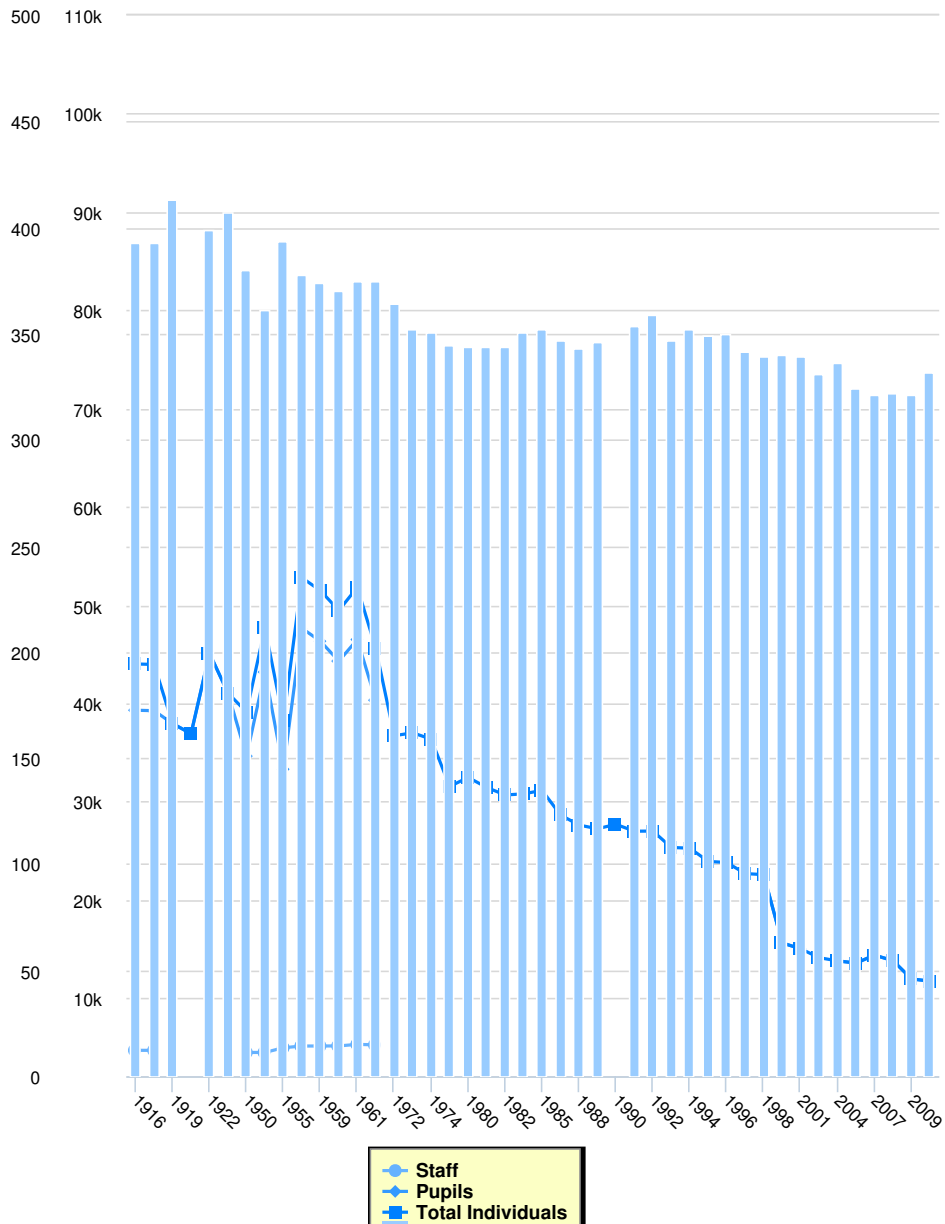


## Clergy

	Serving Churches	Retired	Other Service to the Church	Total Clergy
2010	456	109	36	601
2009	397	118	38	553
2008	393	115	37	545
2007	227	118	106	451
2006	243	114	42	399
2004	255	89	102	446
2003	271	0	0	470
2001	257	90	102	449
1999	239	92	40	443
1998	252	92	32	434
1997	247	0	0	431
1996	257	0	0	444
1995	256	0	0	437
1994	245	0	0	430

	<b>Serving Churches</b>	<b>Retired</b>	<b>Other Service to the Church</b>	<b>Total Clergy</b>
1993	256	0	0	436
1992	233	0	0	423
1991	258	0	0	437
1990	258	0	0	437
1989	305	0	0	500
1988	237	0	0	327
1987	235	0	0	321
1985	300	0	0	458
1983	292	0	0	433
1982	288	0	0	428
1981	288	0	0	429
1980	223	0	0	374
1979	208	0	0	307
1975	279	0	0	283
1974	271	0	0	346
1973	213	0	0	339
1972	225	0	0	357
1967	210	0	0	353
1965	277	0	0	379
1961	227	0	0	365
1960	244	0	0	371
1959	247	0	0	327
1957	278	0	0	318
1955	340	0	0	389
1954	311	0	0	348
1950	168	0	0	254
1947	0	0	0	399
1944	0	0	0	399
1942	0	0	0	399
1939	0	0	0	399
1938	0	0	0	399
1936	0	0	0	399
1929	0	0	0	437
1925	0	0	0	449
1923	0	0	0	430
1922	0	0	0	340
1921	0	0	0	453
1919	0	0	0	419
1917	0	0	0	427
1916	0	0	0	427
1915	0	0	0	440

## Education

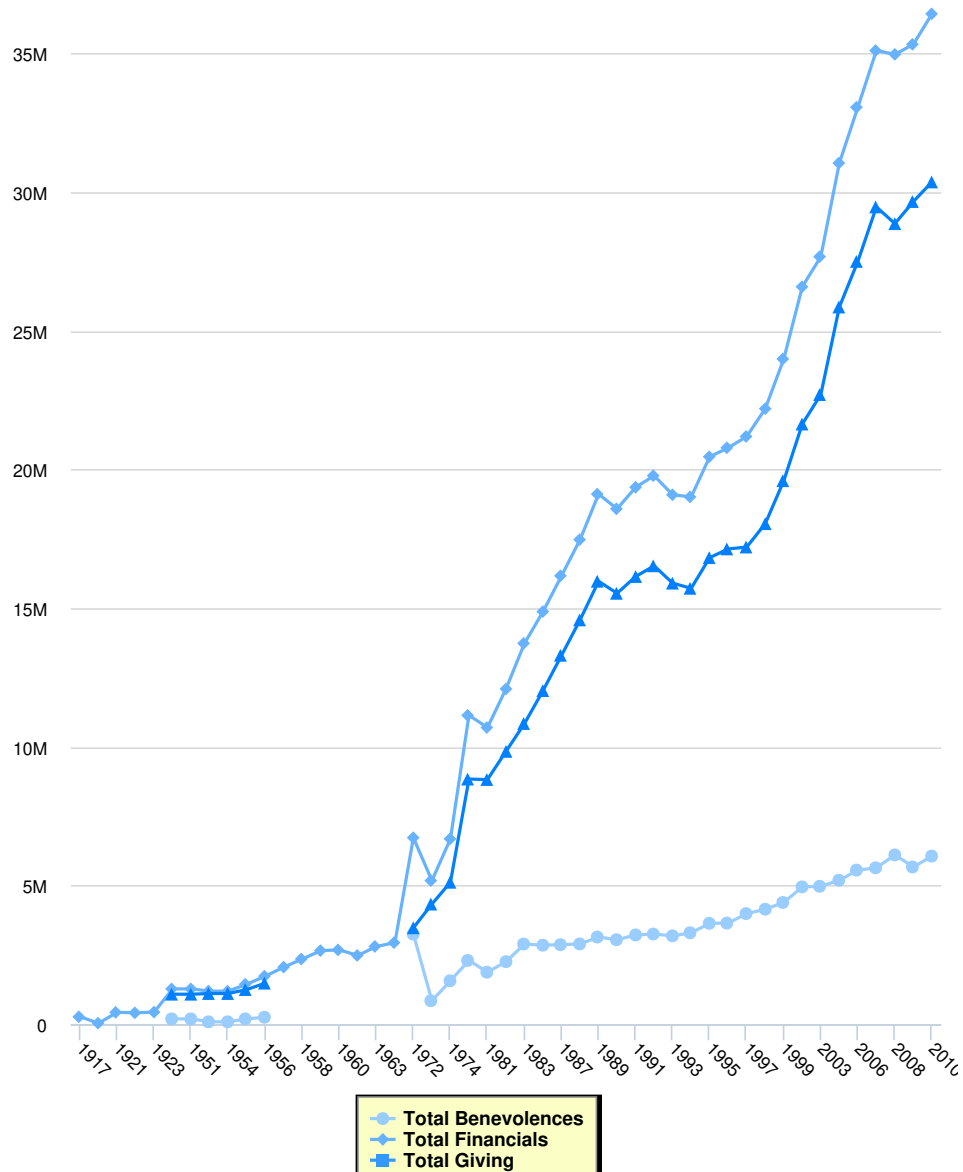


	Education			
	Total Schools	Staff	Pupils	Total Individuals
2010	332	0	11,742	11,742
2009	321	0	11,974	11,974
2008	322	0	13,826	13,826
2007	321	0	14,392	14,392
2006	324	0	13,585	13,585
2004	336	0	13,807	13,807
2003	331	0	0	14,130
2001	339	0	15,041	15,041
1999	340	0	15,629	15,629
1998	339	0	22,581	22,581
1997	342	0	0	22,688
1996	350	0	0	23,814
1995	349	0	0	23,926



	<b>Total Schools</b>	<b>Staff</b>	<b>Pupils</b>	<b>Total Individuals</b>
1994	352	0	0	25,272
1993	347	0	0	25,346
1992	359	0	0	27,013
1991	354	0	0	27,000
1990	0	0	0	27,697
1989	346	0	0	27,253
1988	343	0	0	27,623
1987	347	0	0	28,653
1985	352	0	0	31,156
1983	351	0	0	30,800
1982	344	0	0	30,685
1981	344	0	0	31,458
1980	344	0	0	32,475
1979	345	0	0	31,550
1974	351	0	0	36,363
1973	352	0	0	37,012
1972	364	0	0	36,715
1965	375	5,261	40,328	45,589
1961	375	5,312	46,501	51,813
1960	370	5,155	44,308	49,463
1959	374	5,146	46,332	51,478
1957	378	5,143	47,648	52,791
1955	394	4,970	33,305	38,275
1954	361	4,491	43,194	47,685
1950	380	4,489	34,637	39,126
1923	407	0	41,052	41,052
1922	399	0	45,097	45,097
1921	0	0	36,919	36,919
1919	413	0	37,952	37,952
1917	393	4,706	39,259	43,965
1916	393	4,706	39,309	44,015

## Finance



## Finance

	<b>Total Benevolences</b>	<b>Total Financials</b>	<b>Total Giving</b>	<b>Local Expenses</b>	<b>Method</b>
2010	\$6,060,476	\$36,429,878		\$30,369,402	
2009	\$5,668,387	\$35,331,543		\$29,663,156	
2008	\$6,102,610	\$34,968,971		\$28,866,361	
2007	\$5,638,765	\$35,106,856		\$29,468,091	
2006	\$5,556,842	\$33,061,351		\$27,504,509	
2004	\$5,191,051	\$31,050,366		\$25,859,315	
2003	\$4,972,471	\$27,675,460		\$22,702,989	
2001	\$4,951,042	\$26,589,939		\$21,638,897	
1999	\$4,390,455	\$23,987,489		\$19,597,034	
1998	\$4,145,647	\$22,192,659		\$18,047,012	
1997	\$3,987,342	\$21,192,337		\$17,204,995	
1996	\$3,646,977	\$20,783,896		\$17,136,919	
1995	\$3,637,695	\$20,460,521		\$16,822,826	

	<b>Total Benevolences</b>	<b>Total Financials</b>	<b>Total Giving</b>	<b>Local Expenses</b>	<b>Method</b>
1994	\$3,295,868	\$19,012,535		\$15,716,667	
1993	\$3,186,376	\$19,088,816		\$15,902,440	
1992	\$3,250,183	\$19,777,586		\$16,527,403	
1991	\$3,218,226	\$19,359,884		\$16,141,658	
1990	\$3,046,523	\$18,583,217		\$15,536,694	
1989	\$3,142,978	\$19,113,912		\$15,970,934	
1988	\$2,894,204	\$17,472,191		\$14,577,987	
1987	\$2,867,182	\$16,168,547		\$13,301,365	
1985	\$2,848,378	\$14,877,303		\$12,028,925	
1983	\$2,891,205	\$13,732,968		\$10,841,763	
1982	\$2,254,105	\$12,090,868		\$9,836,763	
1981	\$1,875,103	\$10,697,267		\$8,822,164	
1979	\$2,299,861	\$11,137,379		\$8,837,518	
1974	\$1,566,161	\$6,683,923		\$5,117,762	
1973	\$845,812	\$5,176,831		\$4,331,019	
1972	\$3,247,471	\$6,723,482		\$3,476,011	
1964	\$0	\$2,940,116		\$0	
1963	\$0	\$2,802,731		\$0	
1962	\$0	\$2,479,224		\$0	
1960	\$0	\$2,679,055		\$0	
1959	\$0	\$2,652,569		\$0	
1958	\$0	\$2,349,774		\$0	
1957	\$0	\$2,057,977		\$0	
1956	\$250,945	\$1,730,882		\$1,479,937	
1955	\$193,295	\$1,442,460		\$1,249,165	
1954	\$86,032	\$1,192,325		\$1,106,293	
1953	\$86,032	\$1,192,325		\$1,106,293	
1951	\$191,866	\$1,273,453		\$1,081,587	
1950	\$191,866	\$1,273,453		\$1,081,587	
1923	\$0	\$435,322		\$0	
1922	\$0	\$409,736		\$0	
1921	\$0	\$426,896		\$0	
1919	\$0	\$37,828		\$0	
1917	\$0	\$266,338		\$0	