



# **THE YEARBOOK**

of American & Canadian Churches

ASSOCIATION OF STATISTICIANS OF AMERICAN RELIGIOUS BODIES

# THE YEARBOOK OF AMERICAN & CANADIAN CHURCHES

Copyright © 2021 Association of Statisticians of American Religious Bodies All rights reserved.

No part of this book may be reproduced in any manner whatsoever without written permission of the publisher except in brief quotations embodied in critical articles or reviews. For more information, contact the Association of of Statisticians of American Religious Bodies

## ABOUT THE YEARBOOK

The Yearbook of American & Canadian Churches has served as the definitive handbook of North American denominations since 1916. Over our 100 year history, The Yearbook has remained an authoritative source for the most accurate and complete compilation of statistical data for North American religious bodies. Now an interactive online application, The Yearbook continues to catalog census information for \*\*\* denominational religious bodies. As of 2020, the Yearbook represents \*\*\*,\*\*\* faithful members, \*\*\*,\*\*\* clergy, \*\*\*,\*\*\* congregations, \*\*,\*\*\* educational bodies, and more than \$\*\*\*,\*\*\*,\*\*\*,\*\*\*.\*\* in total financial commitment.

Each listing contains a brief paragraph about the religious body, contact information for the group, and informative graphs detailing current and historical statistical data. Previously stewarded by the National Council of Churches, The Yearbook is overseen by the Association of Statisticians of American Religious Bodies (ASARB). in partnership with The National Council of Churches and Lake Institute on Faith and Giving. We invite you to join our effort by adding data for your religious group, becoming an ASARB member or making a contribution to our cause.

Visit us online at [www.asarb.org](http://www.asarb.org).

## OUR PARTNERS



## CHRIST CATHOLIC CHURCH



### Headquarters

405 Kentling Rd.  
Highlandville, MO 65669  
United States  
[\(417\)443-3951](tel:(417)443-3951)  
[info@christcatholic.church](mailto:info@christcatholic.church)  
[https://www.christc...](https://www.christcatholic.church)  
[Christian Protestant TO BE  
ALLOCATED](#)

### Attesting Officer

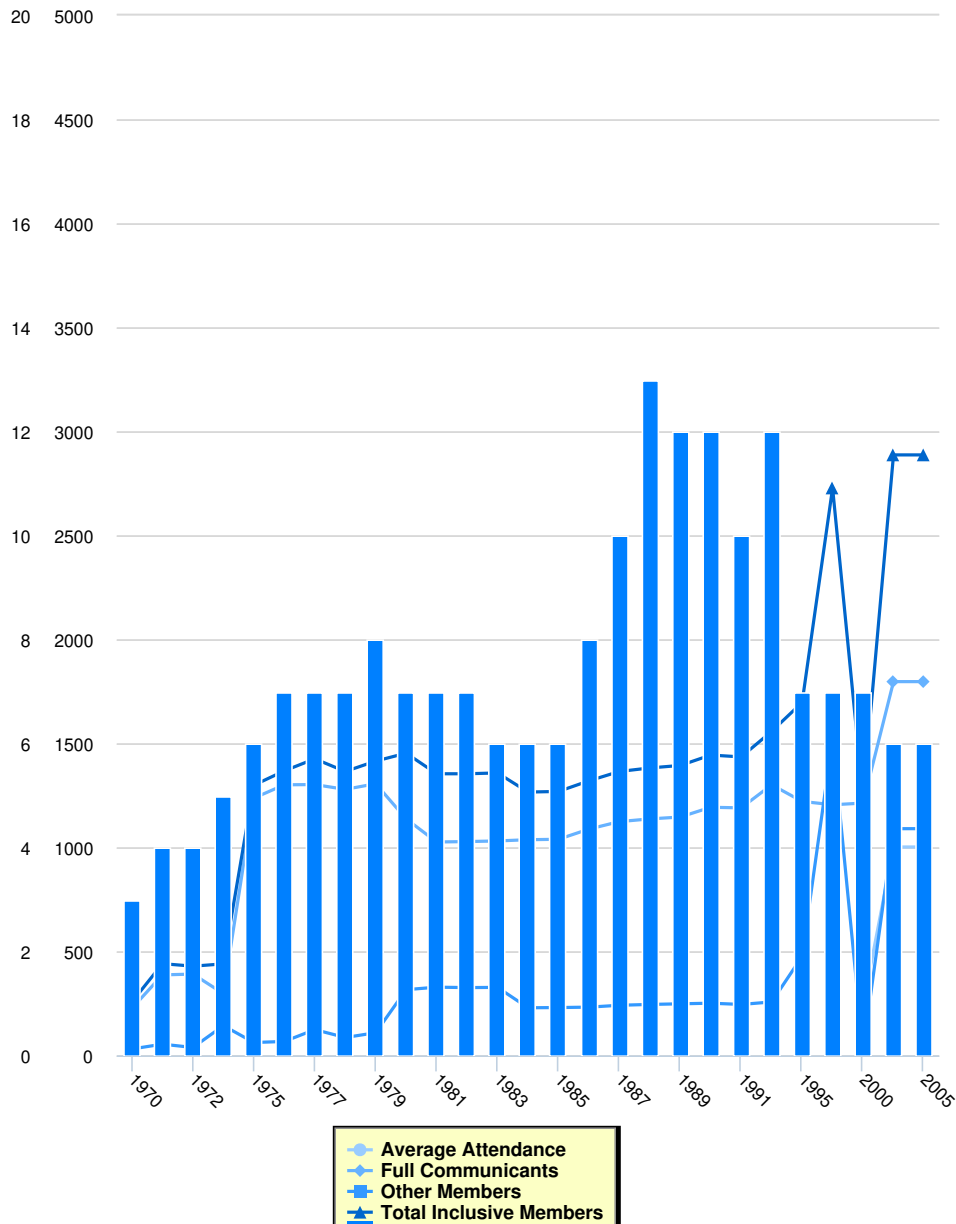
MARY GAUTIER  
Senior Research Associate  
[\(202\)687-8086](tel:(202)687-8086)  
[cara@georgetown.edu](mailto:cara@georgetown.edu)

### Media Contact

ARCHBISHOP, MOST REV.  
KARL PRUTER

The church is a catholic communion established in 1968 to minister to the growing number of people who seek an experiential relationship with God and who desire to make a total commitment of their lives to God. The church is catholic in faith and tradition. Participating cathedrals, churches and missions are located in several states.

## Membership



### Instructions for the Chart and Legend

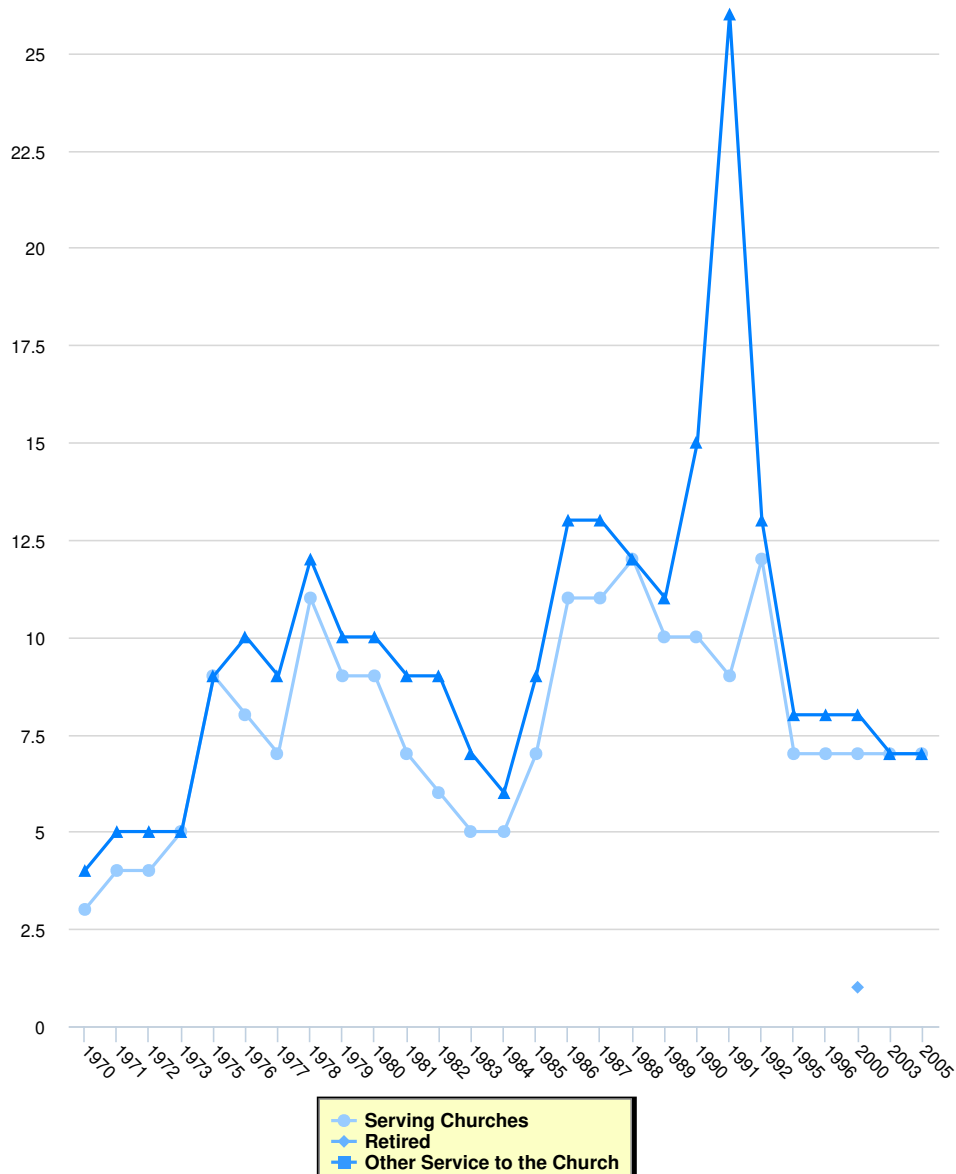
Simply click on the data set in the legend to make the values appear or disappear from the chart.

#### Membership

	Full Communicants	Average Attendance	Other Members	Total Inclusive Members	Total Churches	Membership Calculation Method
2005	1,797	1,002	1,090	2,887	6	
2003	1,797	1,002	1,090	2,887	6	
2000	1,213	240	27	1,240	7	
1996	1,205	0	1,523	2,728	7	
1995	1,221	0	476	1,697	7	
1992	1,301	0	257	1,558	12	
1991	1,190	0	245	1,435	10	
1990	1,193	0	251	1,444	12	
1989	1,146	0	248	1,394	12	
1988	1,137	0	245	1,382	13	

	<b>Full Communicants</b>	<b>Average Attendance</b>	<b>Other Members</b>	<b>Total Inclusive Members</b>	<b>Total Churches</b>	<b>Membership Calculation Method</b>
1987	1,124	0	241	1,365	10	
1986	1,088	0	232	1,320	8	
1985	1,039	0	230	1,269	6	
1984	1,037	0	229	1,266	6	
1983	1,031	0	327	1,358	6	
1982	1,028	0	326	1,354	7	
1981	1,026	0	328	1,354	7	
1980	1,137	0	316	1,453	7	
1979	1,306	0	109	1,415	8	
1978	1,279	0	86	1,365	7	
1977	1,302	0	124	1,426	7	
1976	1,301	0	67	1,368	7	
1975	1,237	0	62	1,299	6	
1973	297	0	143	440	5	
1972	391	0	38	429	4	
1971	387	0	54	441	4	
1970	227	0	31	258	3	

## Clergy

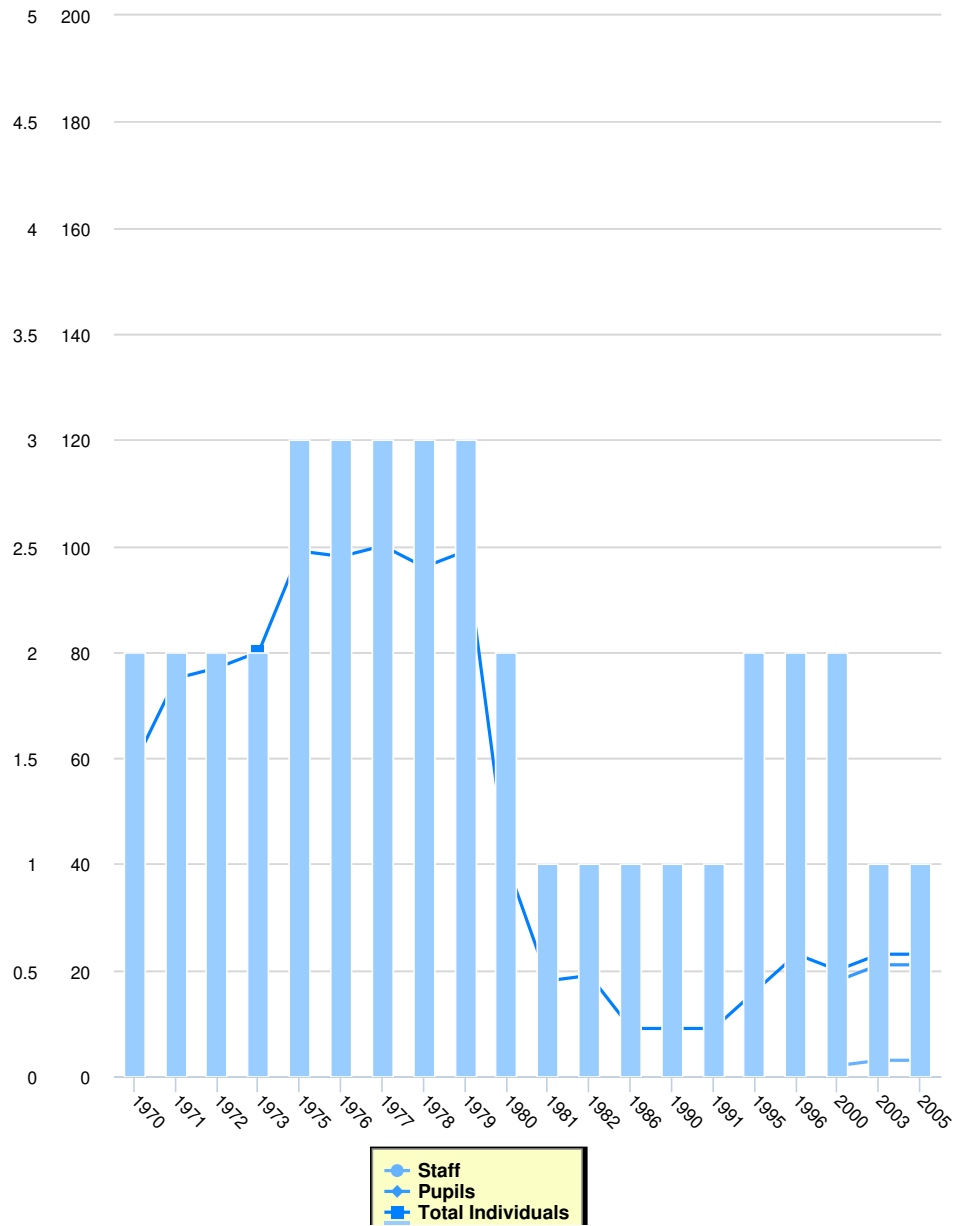


## Clergy

	Serving Churches	Retired	Other Service to the Church	Total Clergy
2005	7	0	0	7
2003	7	0	0	7
2000	7	1	0	8
1996	7	0	0	8
1995	7	0	0	8
1992	12	0	0	13
1991	9	0	0	26
1990	10	0	0	15
1989	10	0	0	11
1988	12	0	0	12
1987	11	0	0	13
1986	11	0	0	13
1985	7	0	0	9
1984	5	0	0	6

	<b>Serving Churches</b>	<b>Retired</b>	<b>Other Service to the Church</b>	<b>Total Clergy</b>
1983	5	0	0	7
1982	6	0	0	9
1981	7	0	0	9
1980	9	0	0	10
1979	9	0	0	10
1978	11	0	0	12
1977	7	0	0	9
1976	8	0	0	10
1975	9	0	0	9
1973	5	0	0	5
1972	4	0	0	5
1971	4	0	0	5
1970	3	0	0	4

## Education



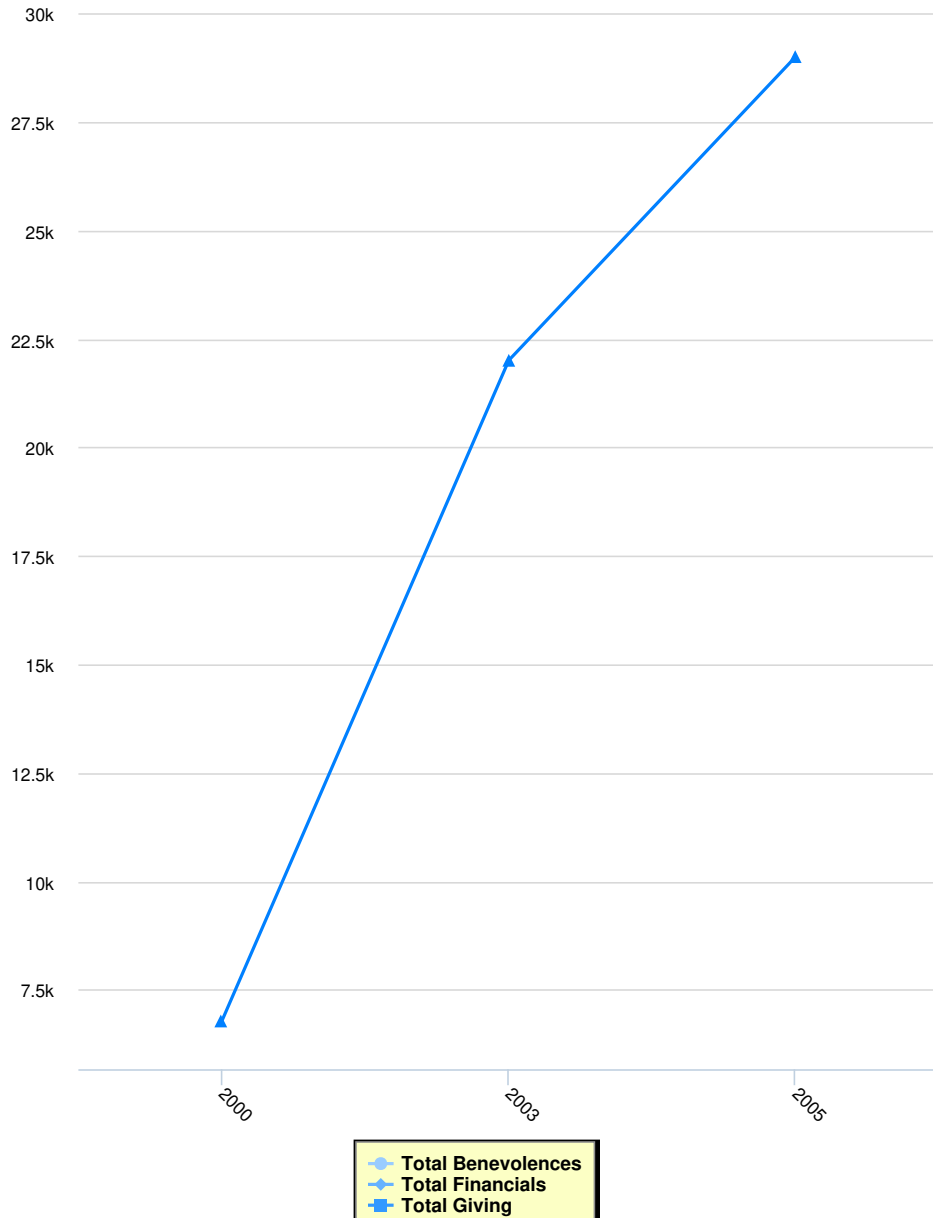
## Education

	Total Schools	Staff	Pupils	Total Individuals
2005	1	3	21	23
2003	1	3	21	23
2000	2	2	18	20
1996	2	0	0	23
1995	2	0	0	16
1991	1	0	0	9
1990	1	0	0	9
1986	1	0	0	9
1982	1	0	0	19
1981	1	0	0	18
1980	2	0	0	40
1979	3	0	0	99
1978	3	0	0	96



	<b>Total Schools</b>	<b>Staff</b>	<b>Pupils</b>	<b>Total Individuals</b>
1977	3	0	0	100
1976	3	0	0	98
1975	3	0	0	99
1973	2	0	0	80
1972	2	0	0	77
1971	2	0	0	75
1970	2	0	0	59

## Finance



	Finance				
	<b>Total Benevolences</b>	<b>Total Financials</b>	<b>Total Giving</b>	<b>Local Expenses</b>	<b>Method</b>
2005	\$0	\$0		\$29,010	
2003	\$0	\$0		\$22,010	
2000	\$0	\$0		\$6,782	