



THE YEARBOOK

of American & Canadian Churches

ASSOCIATION OF STATISTICIANS OF AMERICAN RELIGIOUS BODIES

THE YEARBOOK OF AMERICAN & CANADIAN CHURCHES

Copyright © 2021 Association of Statisticians of American Religious Bodies All rights reserved.

No part of this book may be reproduced in any manner whatsoever without written permission of the publisher except in brief quotations embodied in critical articles or reviews. For more information, contact the Association of of Statisticians of American Religious Bodies

ABOUT THE YEARBOOK

The Yearbook of American & Canadian Churches has served as the definitive handbook of North American denominations since 1916. Over our 100 year history, The Yearbook has remained an authoritative source for the most accurate and complete compilation of statistical data for North American religious bodies. Now an interactive online application, The Yearbook continues to catalog census information for *** denominational religious bodies. As of 2020, the Yearbook represents ***,*** faithful members, ***,*** clergy, ***,*** congregations, **,*** educational bodies, and more than \$***,***,***,***.** in total financial commitment.

Each listing contains a brief paragraph about the religious body, contact information for the group, and informative graphs detailing current and historical statistical data. Previously stewarded by the National Council of Churches, The Yearbook is overseen by the Association of Statisticians of American Religious Bodies (ASARB). in partnership with The National Council of Churches and Lake Institute on Faith and Giving. We invite you to join our effort by adding data for your religious group, becoming an ASARB member or making a contribution to our cause.

Visit us online at www.asarb.org.

OUR PARTNERS



CHRISTIAN UNION



Headquarters

455 Mill Street
Greenfield, OH 45123
United States
[\(937\)981-2760](tel:(937)981-2760)
mlh922@sbcglobal.net
<https://www.christianunion.org>
**Christian Protestant TO BE
ALLOCATED**

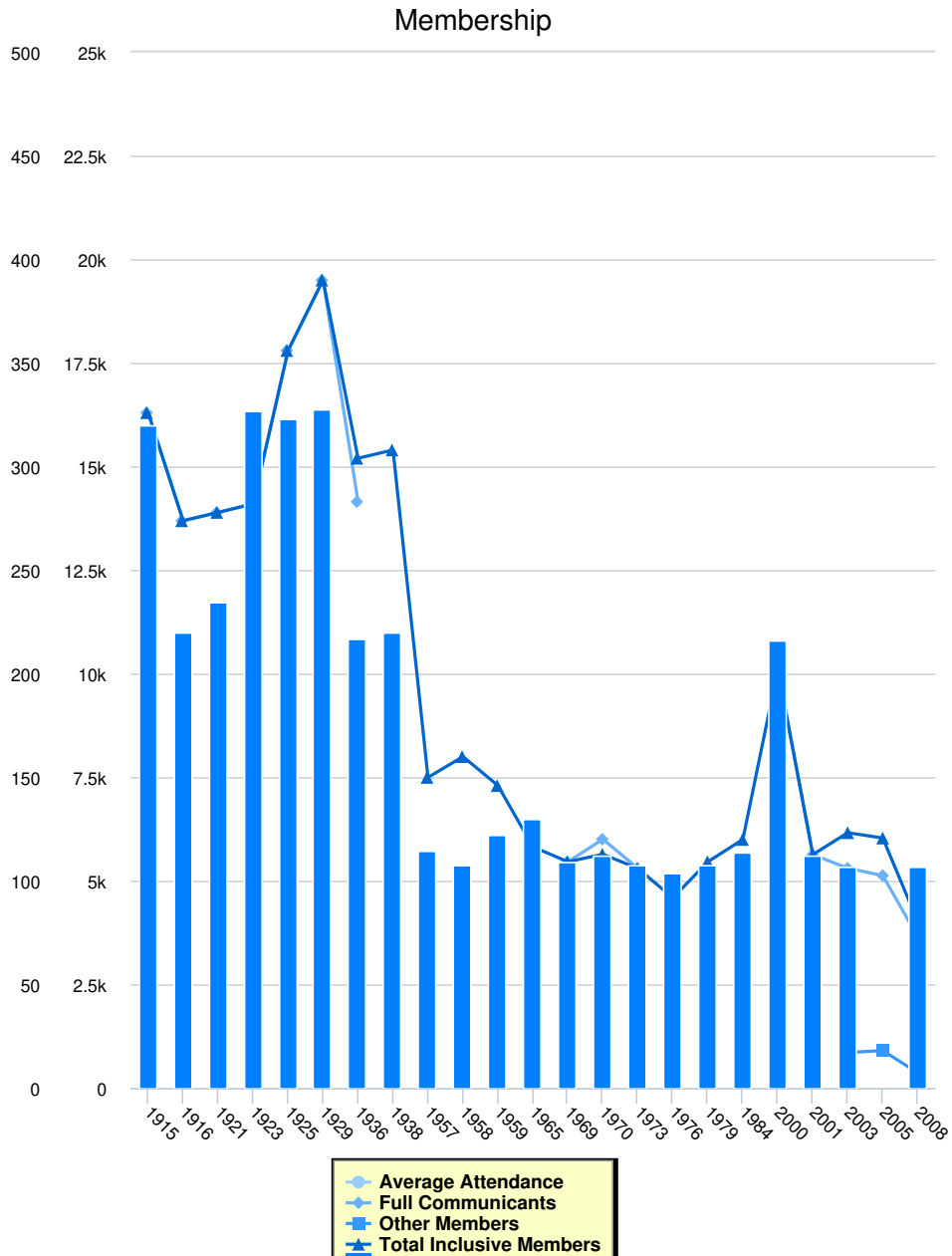
Attesting Officer

REV. JOEL R. BOOT
Executive Director
[\(616\)224-0832](tel:(616)224-0832)
[executive-
director@crcna.org](mailto:executive-director@crcna.org)

Media Contact

JIM ESCHENBRENNER

Organized in 1864 in Columbus, Ohio, the Christian Union stresses the oneness of the Church with Christ as its only head. The Bible is the only rule of faith and practice and good fruits the only condition of fellowship. Each local church governs itself.



Instructions for the Chart and Legend

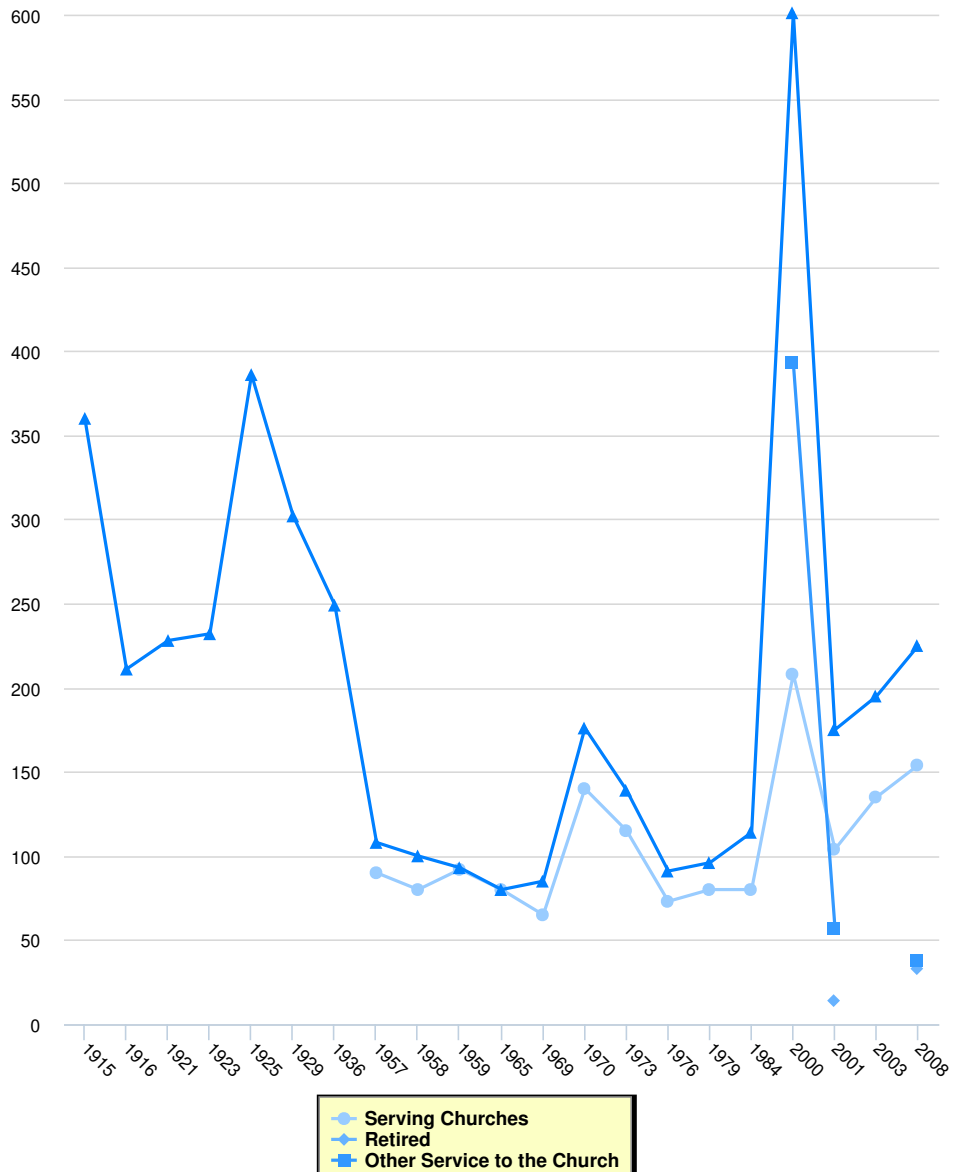
Simply click on the data set in the legend to make the values appear or disappear from the chart.

Membership

	Full Communicants	Average Attendance	Other Members	Total Inclusive Members	Total Churches	Membership Calculation Method
2008	3,647	5,085	367	4,014	107	
2005	5,129	0	905	6,034	0	
2003	5,306	0	857	6,163	107	
2001	5,634	5,422	0	5,634	112	
2000	10,104	0	0	10,104	216	
1984	0	0	0	6,000	114	
1979	0	0	0	5,463	108	
1976	0	0	0	4,590	104	
1973	5,301	0	0	5,301	108	
1970	6,006	0	0	5,643	112	

	Full Communicants	Average Attendance	Other Members	Total Inclusive Members	Total Churches	Membership Calculation Method
1969	5,461	0	0	5,461	109	
1965	0	0	0	5,821	130	
1959	0	0	0	7,300	122	
1958	0	0	0	8,000	108	
1957	0	0	0	7,497	115	
1938	0	0	0	15,400	220	
1936	14,151	0	1,049	15,200	217	
1929	19,500	0	0	19,500	328	
1925	17,800	0	0	17,800	323	
1923	14,099	0	0	14,099	327	
1921	13,893	0	0	13,893	235	
1916	13,692	0	0	13,692	220	
1915	16,300	0	0	16,300	320	

Clergy

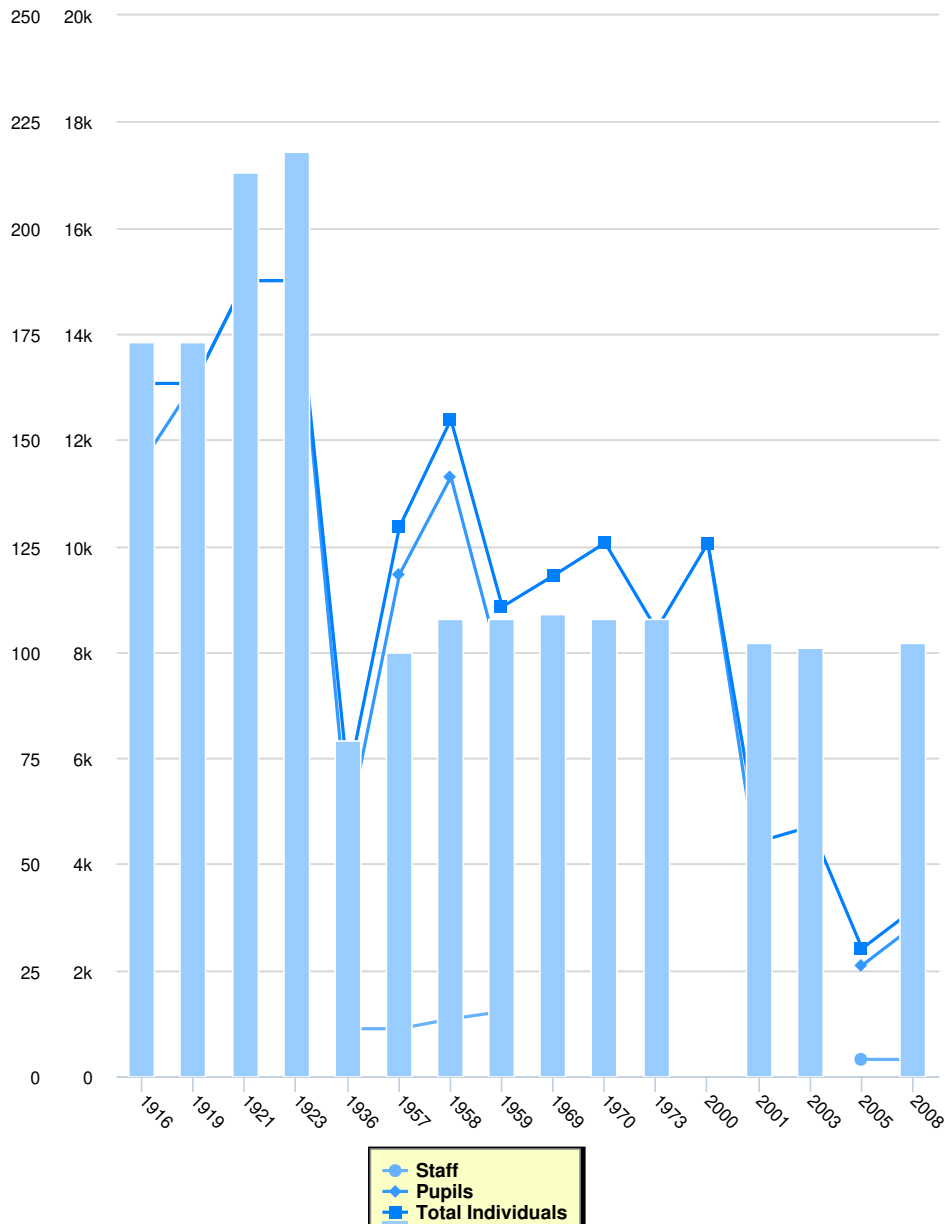


Clergy

	Serving Churches	Retired	Other Service to the Church	Total Clergy
2008	154	33	38	225
2003	135	0	0	195
2001	104	14	57	175
2000	208	0	393	601
1984	80	0	0	114
1979	80	0	0	96
1976	73	0	0	91
1973	115	0	0	139
1970	140	0	0	176
1969	65	0	0	85
1965	80	0	0	80
1959	92	0	0	93
1958	80	0	0	100
1957	90	0	0	108

	Serving Churches	Retired	Other Service to the Church	Total Clergy
1936	0	0	0	249
1929	0	0	0	302
1925	0	0	0	386
1923	0	0	0	232
1921	0	0	0	228
1916	0	0	0	211
1915	0	0	0	360

Education

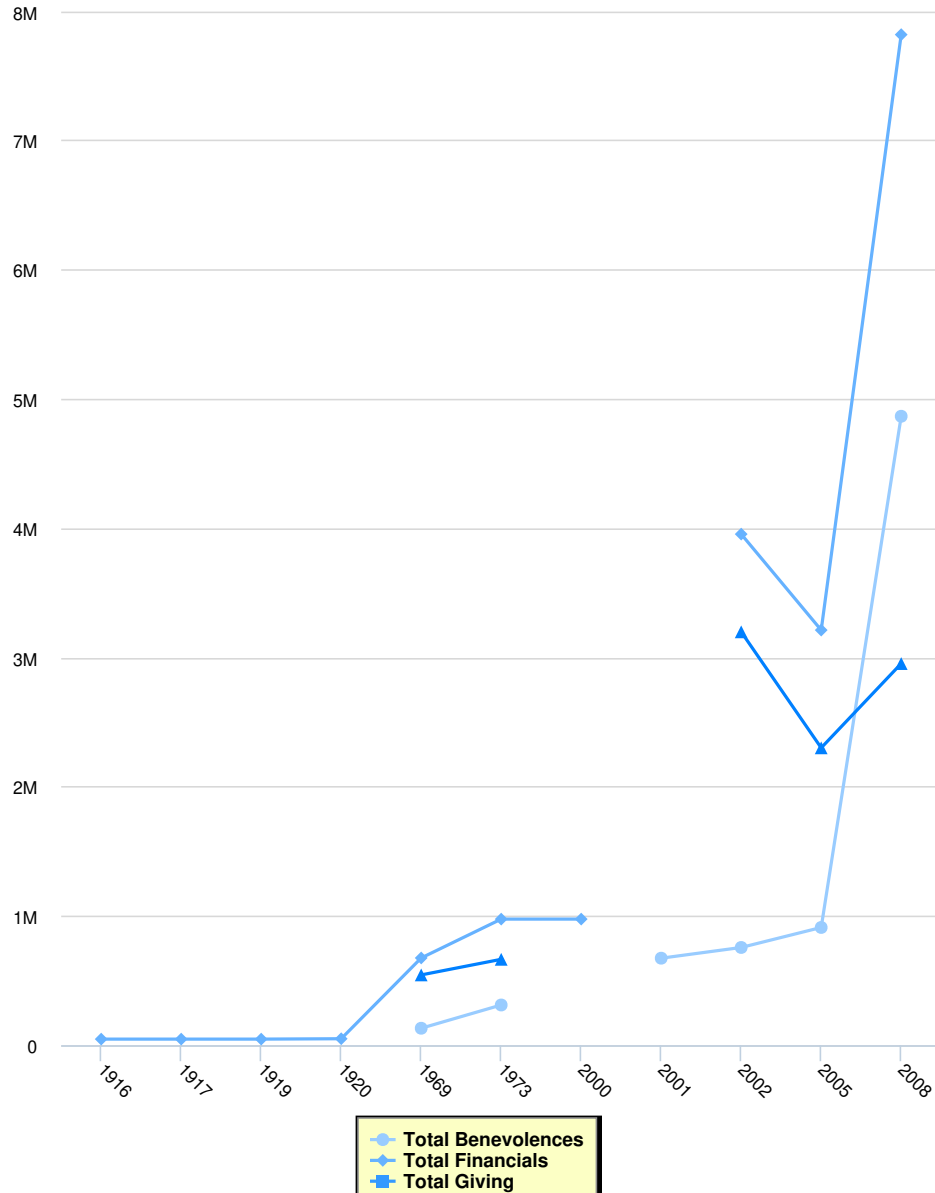


Education

	Total Schools	Staff	Pupils	Total Individuals
2008	102	314	2,829	3,143
2005	0	318	2,089	2,407
2003	101	0	0	4,708
2001	102	660	3,766	4,426
2000	0	0	10,050	10,050
1973	108	0	0	8,425
1970	108	0	0	10,055
1969	109	0	0	9,441
1959	108	1,220	7,630	8,850
1958	108	1,080	11,300	12,380
1957	100	895	9,461	10,356
1936	79	895	4,702	5,597
1923	218	0	15,000	15,000

	Total Schools	Staff	Pupils	Total Individuals
1921	213	0	15,000	15,000
1919	173	0	13,061	13,061
1916	173	1,479	11,582	13,061

Finance



Finance

	Total Benevolences	Total Financials	Total Giving	Local Expenses	Method
2008	\$4,864,495	\$7,816,278		\$2,951,783	
2005	\$910,694	\$3,210,544		\$2,299,850	
2002	\$755,876	\$3,952,933		\$3,197,058	
2001	\$672,985	\$0		\$0	
2000	\$0	\$975,379		\$0	
1973	\$310,962	\$975,245		\$664,283	
1969	\$131,142	\$674,703		\$543,561	
1920	\$0	\$50,000		\$0	
1919	\$0	\$47,079		\$0	
1917	\$0	\$47,079		\$0	
1916	\$0	\$47,079		\$0	