



THE YEARBOOK

of American & Canadian Churches

ASSOCIATION OF STATISTICIANS OF AMERICAN RELIGIOUS BODIES

THE YEARBOOK OF AMERICAN & CANADIAN CHURCHES

Copyright © 2021 Association of Statisticians of American Religious Bodies All rights reserved.

No part of this book may be reproduced in any manner whatsoever without written permission of the publisher except in brief quotations embodied in critical articles or reviews. For more information, contact the Association of of Statisticians of American Religious Bodies

ABOUT THE YEARBOOK

The Yearbook of American & Canadian Churches has served as the definitive handbook of North American denominations since 1916. Over our 100 year history, The Yearbook has remained an authoritative source for the most accurate and complete compilation of statistical data for North American religious bodies. Now an interactive online application, The Yearbook continues to catalog census information for *** denominational religious bodies. As of 2020, the Yearbook represents ***,*** faithful members, ***,*** clergy, ***,*** congregations, **,*** educational bodies, and more than \$***,***,***,***.** in total financial commitment.


Each listing contains a brief paragraph about the religious body, contact information for the group, and informative graphs detailing current and historical statistical data. Previously stewarded by the National Council of Churches, The Yearbook is overseen by the Association of Statisticians of American Religious Bodies (ASARB). in partnership with The National Council of Churches and Lake Institute on Faith and Giving. We invite you to join our effort by adding data for your religious group, becoming an ASARB member or making a contribution to our cause.

Visit us online at www.asarb.org.

OUR PARTNERS



EVANGELICAL LUTHERAN CHURCH IN AMERICA



Headquarters

8765 W. Higgins Rd.
Chicago, IL 60631
United States
[\(773\)380-2700](tel:(773)380-2700)
info@elca.org
<https://www.elca.org>
Mainline Protestant

Attesting Officer

LAUREN GIOE
Member-at-large

The Evangelical Lutheran Church in America (ELCA) was organized April 30-May 3, 1987, in Columbus, Ohio, bringing together the 2.25 million-member American Lutheran Church, the 2.85 million-member Lutheran Church in America, and the 100,000-member Association of Evangelical Lutheran Churches.

The ELCA is, through its predecessors, the oldest of the major U.S. Lutheran churches. In the mid-17th century, a Dutch Lutheran congregation was formed in New Amsterdam (now New York). Other early congregations were begun by German and Scandinavian immigrants to Delaware, Pennsylvania, New York and the Carolinas.

The first Lutheran association of congregations, the Pennsylvania Ministerium, was organized in 1748 under Henry Melchior Muhlenberg. Numerous Lutheran organizations were formed as immigration continued and the United States grew.

In 1960, The American Lutheran Church (ALC) was created through a merger of an earlier American Lutheran Church, formed in 1930, the Evangelical Lutheran Church, begun in 1917, and the United Evangelical Lutheran Church started in 1896. In 1963 the Lutheran Free Church, formed in 1897, merged with the ALC.

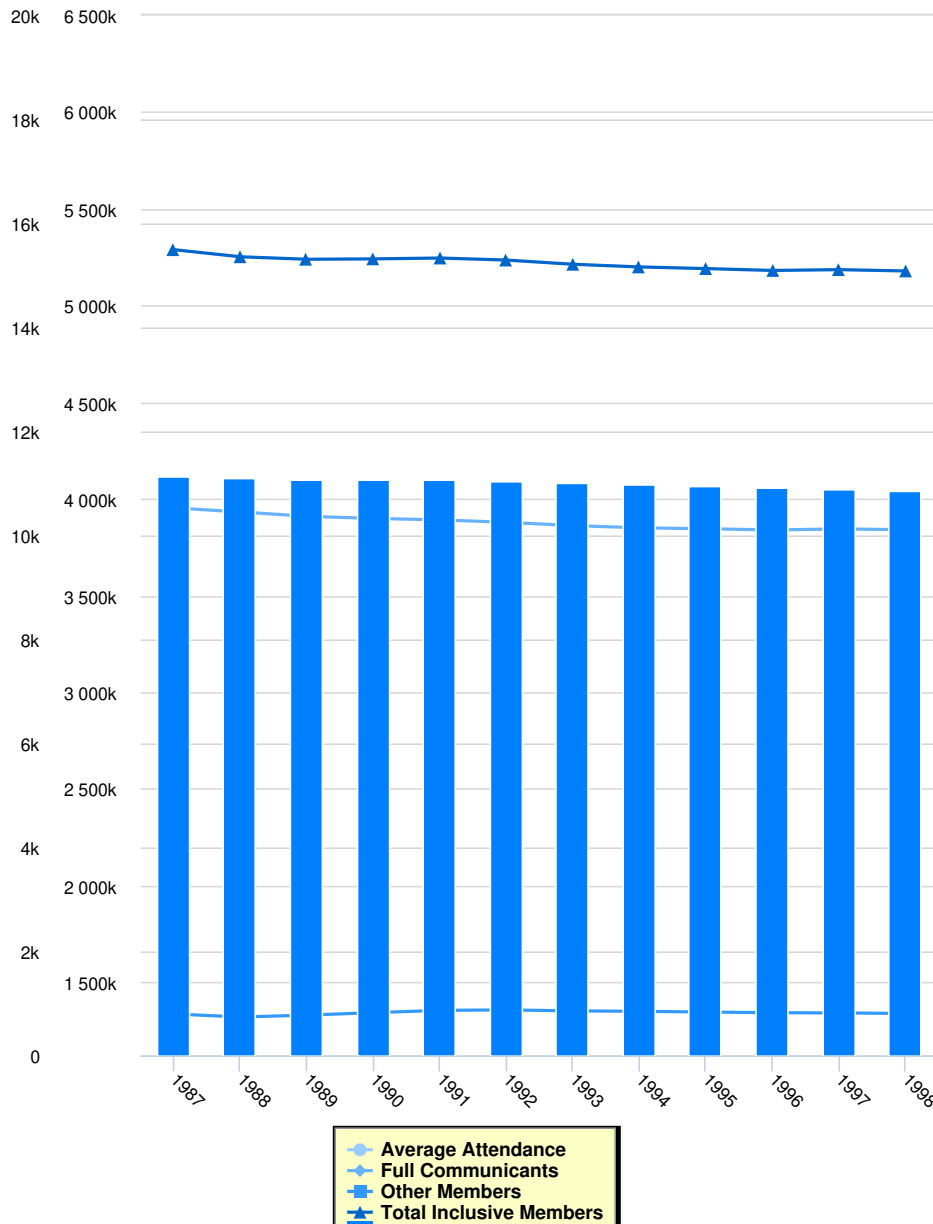
In 1962, the Lutheran Church in America (LCA) was formed by a merger of the United Lutheran Church in America, formed in 1918, with the Augustana Evangelical Lutheran Church, begun in 1860, the American Evangelical Lutheran Church, founded in 1872, and the Finnish Evangelical Lutheran Church or Suomi Synod, founded in 1891.

The Association of Evangelical Lutheran Churches arose in 1976 from a doctrinal split within the Lutheran Church-Missouri Synod.

The ELCA, through its predecessor church bodies, was a founding member of the Lutheran World Federation, the World Council of Churches, and the National Council of the Churches of Christ in the USA.

The church is divided into 65 geographical areas called synods. These 65 synods are grouped into nine regions for mission, joint programs and service.

Membership



Instructions for the Chart and Legend

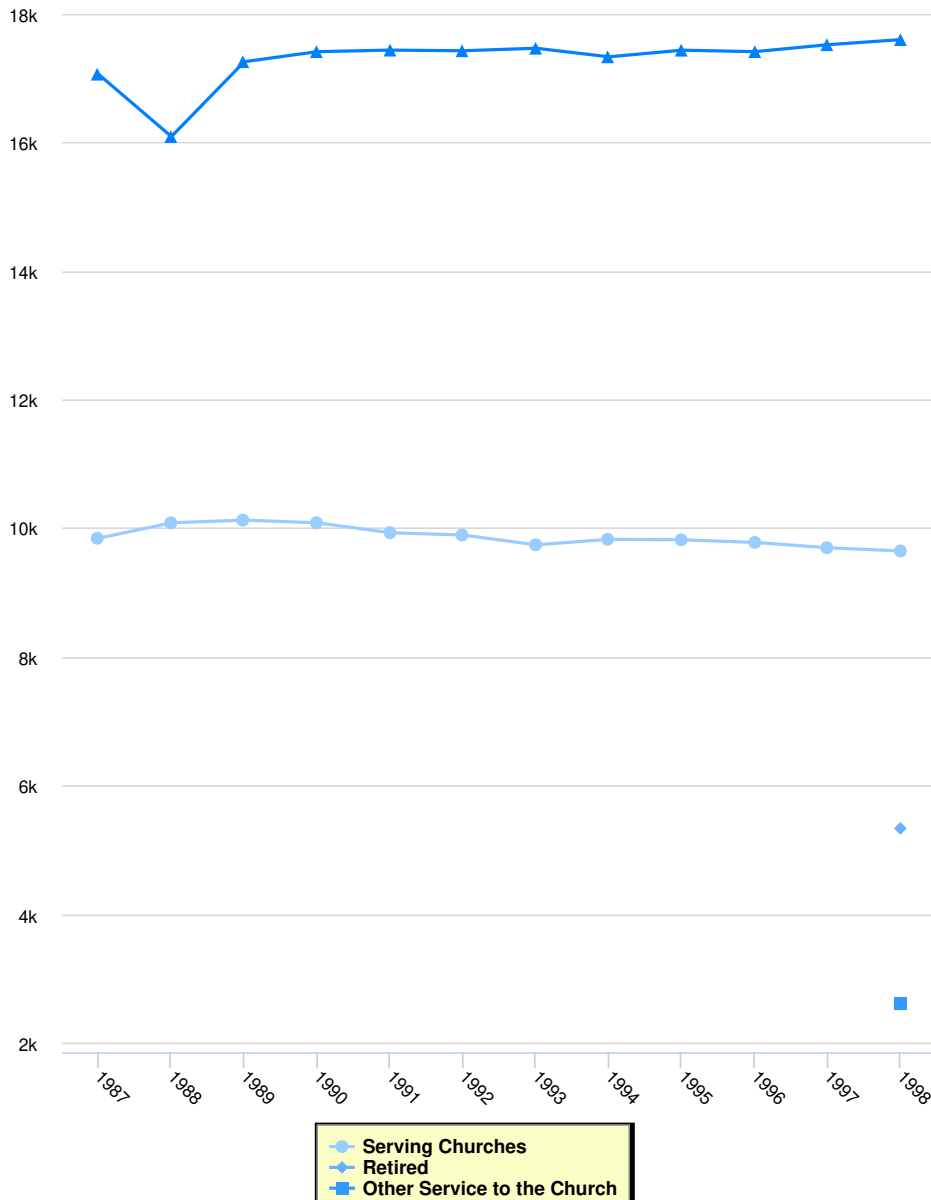
Simply click on the data set in the legend to make the values appear or disappear from the chart.

Membership

	Full Communicants	Average Attendance	Other Members	Total Inclusive Members	Total Churches	Membership Calculation Method
1998	3,840,136	0	1,338,089	5,178,225	10,862	
1997	3,844,169	0	1,340,886	5,185,055	10,889	
1996	3,838,750	0	1,342,160	5,180,910	10,936	
1995	3,845,063	0	1,345,426	5,190,489	10,955	
1994	3,849,692	0	1,349,356	5,199,048	10,973	
1993	3,861,418	0	1,351,367	5,212,785	11,023	
1992	3,878,055	0	1,356,513	5,234,568	11,055	
1991	3,890,947	0	1,354,230	5,245,177	11,074	
1990	3,898,478	0	1,342,261	5,240,739	11,087	
1989	3,909,302	0	1,329,496	5,238,798	11,067	

	Full Communicants	Average Attendance	Other Members	Total Inclusive Members	Total Churches	Membership Calculation Method
1988	3,931,878	0	1,319,656	5,251,534	11,120	
1987	3,952,663	0	1,335,567	5,288,230	11,133	

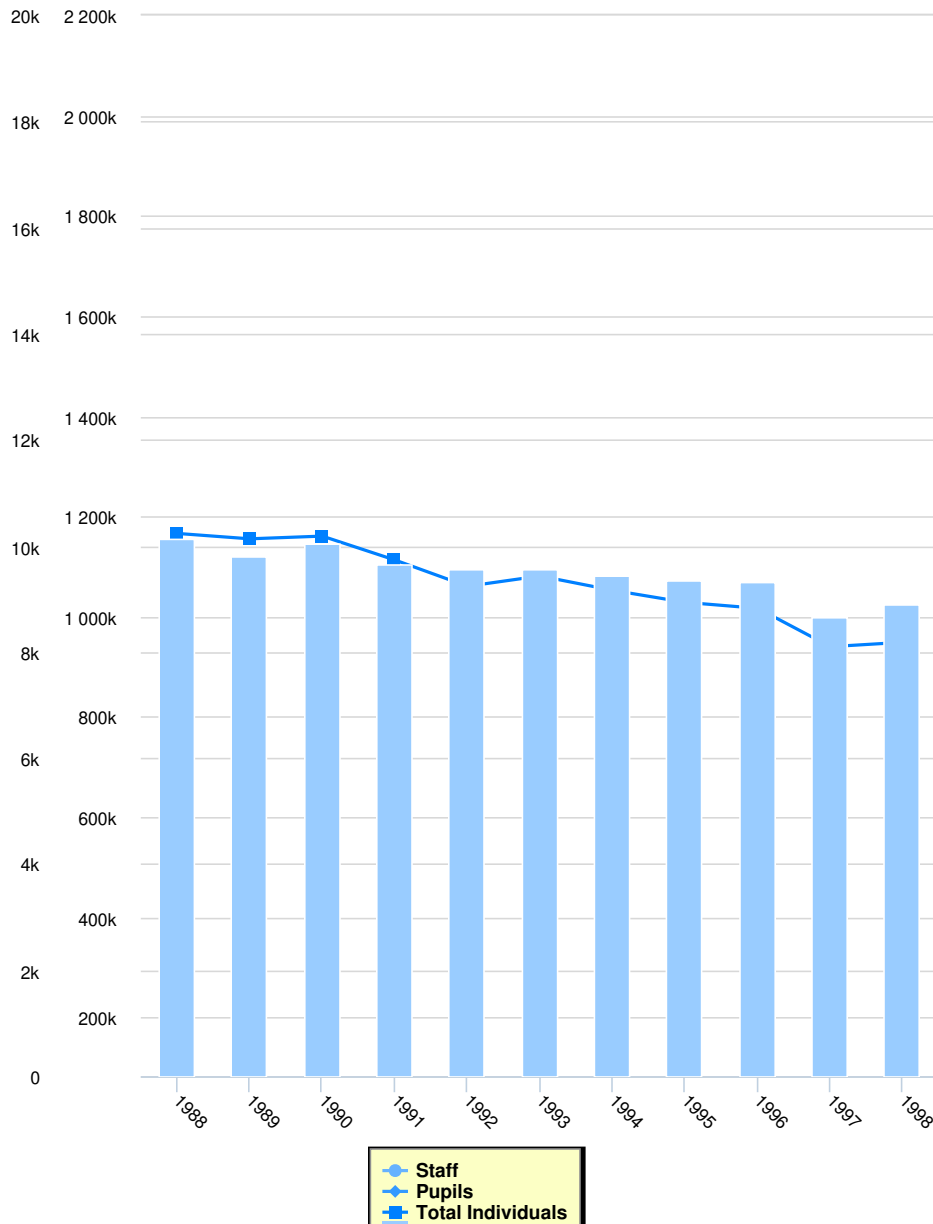
Clergy



Clergy

	Serving Churches	Retired	Other Service to the Church	Total Clergy
1998	9,646	5,335	2,608	17,589
1997	9,695	0	0	17,510
1996	9,778	0	0	17,402
1995	9,819	0	0	17,425
1994	9,826	0	0	17,322
1993	9,741	0	0	17,455
1992	9,893	0	0	17,416
1991	9,929	0	0	17,426
1990	10,083	0	0	17,402
1989	10,125	0	0	17,246
1988	10,083	0	0	16,083
1987	9,843	0	0	17,052

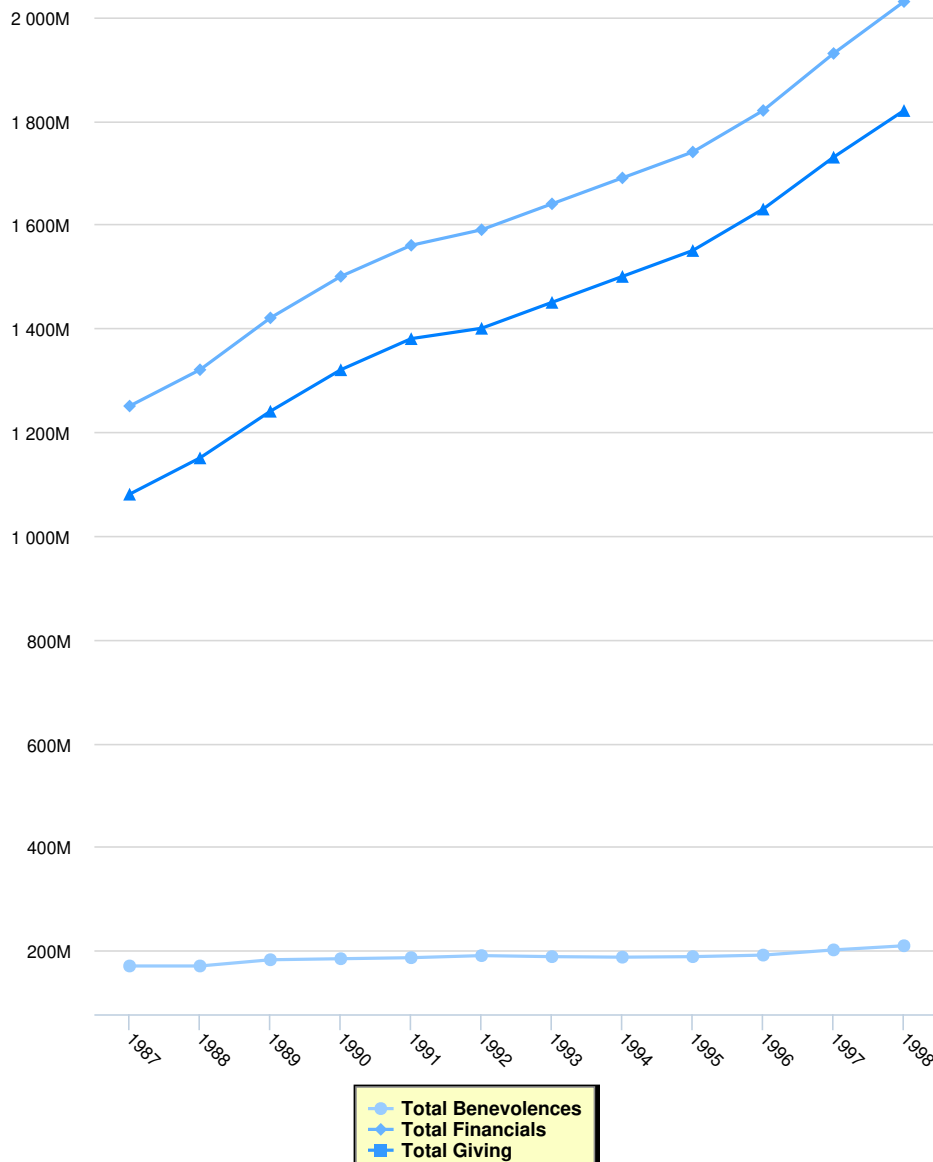
Education



Education

	Total Schools	Staff	Pupils	Total Individuals
1998	8,913	134,280	814,455	948,735
1997	8,658	0	0	940,048
1996	9,308	0	0	1,016,593
1995	9,357	0	0	1,028,498
1994	9,438	0	0	1,052,570
1993	9,569	0	0	1,081,094
1992	9,549	0	0	1,060,606
1991	9,639	0	0	1,113,033
1990	10,054	0	0	1,160,694
1989	9,810	0	0	1,155,276
1988	10,125	0	0	1,166,059

Finance



Finance

	Total Benevolences	Total Financials	Total Giving	Local Expenses	Method
1998	\$209,000,000	\$2,030,000,000		\$1,820,000,000	
1997	\$201,000,000	\$1,930,000,000		\$1,730,000,000	
1996	\$191,000,000	\$1,820,000,000		\$1,630,000,000	
1995	\$188,000,000	\$1,740,000,000		\$1,550,000,000	
1994	\$187,000,000	\$1,690,000,000		\$1,500,000,000	
1993	\$188,000,000	\$1,640,000,000		\$1,450,000,000	
1992	\$190,000,000	\$1,590,000,000		\$1,400,000,000	
1991	\$186,000,000	\$1,560,000,000		\$1,380,000,000	
1990	\$184,000,000	\$1,500,000,000		\$1,320,000,000	
1989	\$182,000,000	\$1,420,000,000		\$1,240,000,000	
1988	\$170,000,000	\$1,320,000,000		\$1,150,000,000	
1987	\$170,000,000	\$1,250,000,000		\$1,080,000,000	