



THE YEARBOOK

of American & Canadian Churches

ASSOCIATION OF STATISTICIANS OF AMERICAN RELIGIOUS BODIES

THE YEARBOOK OF AMERICAN & CANADIAN CHURCHES

Copyright © 2021 Association of Statisticians of American Religious Bodies All rights reserved.

No part of this book may be reproduced in any manner whatsoever without written permission of the publisher except in brief quotations embodied in critical articles or reviews. For more information, contact the Association of of Statisticians of American Religious Bodies

ABOUT THE YEARBOOK

The Yearbook of American & Canadian Churches has served as the definitive handbook of North American denominations since 1916. Over our 100 year history, The Yearbook has remained an authoritative source for the most accurate and complete compilation of statistical data for North American religious bodies. Now an interactive online application, The Yearbook continues to catalog census information for *** denominational religious bodies. As of 2020, the Yearbook represents ***,*** faithful members, ***,*** clergy, ***,*** congregations, **,*** educational bodies, and more than \$***,***,***,***.** in total financial commitment.

Each listing contains a brief paragraph about the religious body, contact information for the group, and informative graphs detailing current and historical statistical data. Previously stewarded by the National Council of Churches, The Yearbook is overseen by the Association of Statisticians of American Religious Bodies (ASARB). in partnership with The National Council of Churches and Lake Institute on Faith and Giving. We invite you to join our effort by adding data for your religious group, becoming an ASARB member or making a contribution to our cause.

Visit us online at www.asarb.org.

OUR PARTNERS



THE CHURCH OF JESUS CHRIST OF LATTER-DAY SAINTS



Headquarters

47 East South Temple St.
Salt Lake City, UT 84150
United States
[\(801\)240-1000](tel:(801)240-1000)
PorterDS@ldschurch.org
<https://www.lds.org>
[Conservative Nontraditional](#)

Attesting Officer

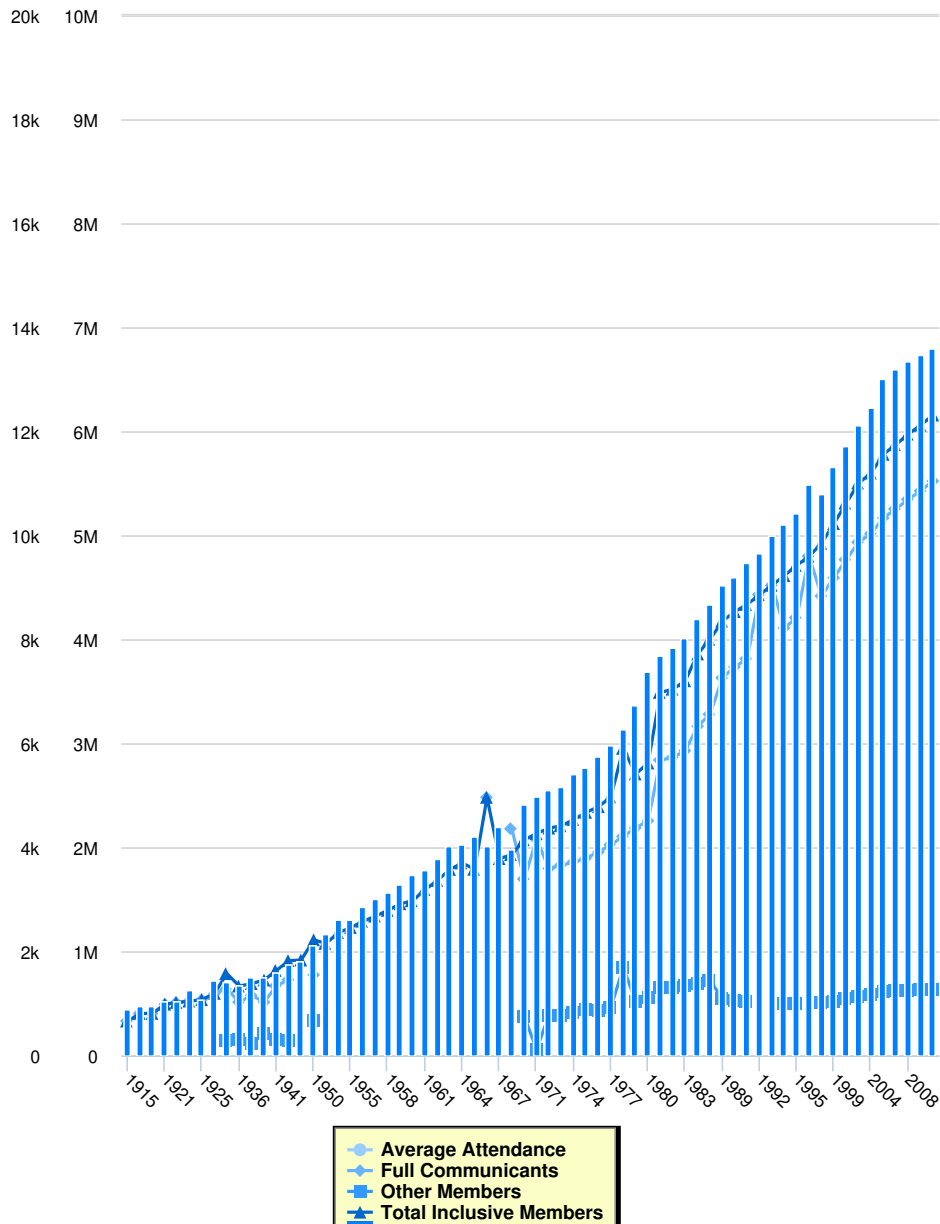
RICHARD W. LAWSON
Asst. to the President
[\(412\)331-7829](tel:(412)331-7829)
gospel1862@aol.com

Media Contact

DIR., MEDIA RELATIONS,
MICHAEL PURDY

This church was organized April 6, 1830, at Fayette, N.Y., by Joseph Smith. Members believe Joseph Smith was divinely directed to restore the gospel to the earth, and that through him the keys to the Aaronic and Melchizedek priesthoods and temple work also were restored. Members believe that both the Bible and the Book of Mormon (a record of the Lord's dealings with His people on the American continent 600 B.C. - 421 A.D.) are scripture. Membership is 14.1 million. In addition to the First Presidency, the governing bodies of the church include the Quorum of the Twelve Apostles, the Presidency of the Seventy, the Quorums of the Seventy and the Presiding Bishopric.

Membership



Instructions for the Chart and Legend

Simply click on the data set in the legend to make the values appear or disappear from the chart.

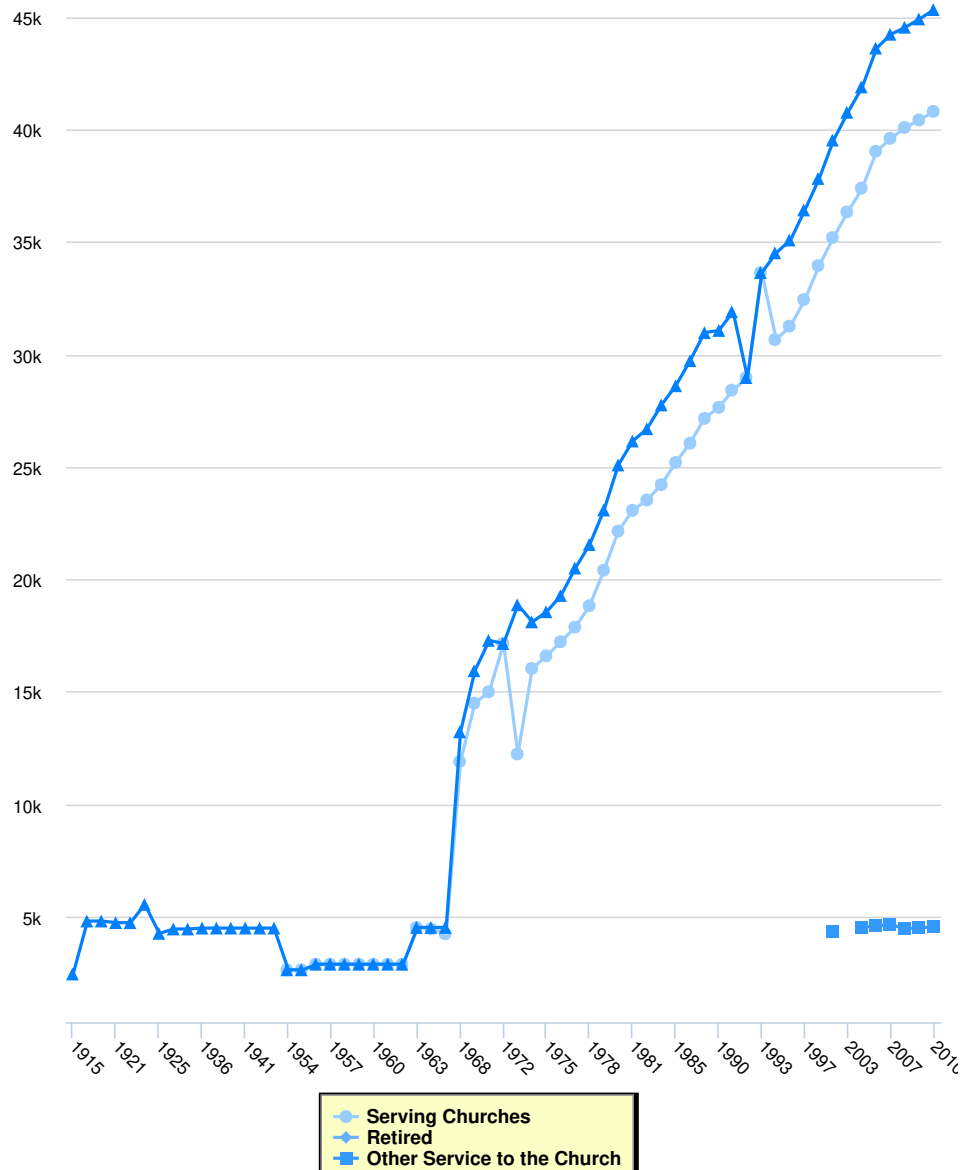
Membership

	Full Communicants	Average Attendance	Other Members	Total Inclusive Members	Total Churches	Membership Calculation Method
2010	5,523,124	0	634,114	6,157,238	13,601	
2009	5,427,994	0	630,913	6,058,907	13,474	
2008	5,346,808	0	627,233	5,974,041	13,363	
2007	5,253,686	0	619,722	5,873,408	13,201	
2006	5,168,359	0	610,957	5,779,316	13,010	
2004	5,017,165	0	582,012	5,599,177	12,463	
2003	4,935,548	0	567,644	5,503,192	12,112	
2001	4,767,568	0	543,030	5,310,598	11,731	
1999	4,593,136	0	520,273	5,113,409	11,315	
1997	4,417,700	0	505,400	4,923,100	10,811	

	Full Communicants	Average Attendance	Other Members	Total Inclusive Members	Total Churches	Membership Calculation Method
1996	4,800,000	0	0	4,800,000	11,000	
1995	4,208,400	0	503,100	4,711,500	10,417	
1994	4,110,000	0	503,000	4,613,000	10,218	
1993	4,520,000	0	0	4,520,000	10,007	
1992	4,430,000	0	0	4,430,000	9,654	
1991	3,814,000	0	522,000	4,336,000	9,468	
1990	3,736,000	0	531,000	4,267,000	9,213	
1989	3,630,400	0	545,000	4,175,400	9,049	
1987	3,280,000	0	720,000	4,000,000	8,682	
1985	3,165,000	0	695,000	3,860,000	8,396	
1983	2,930,000	0	672,000	3,602,000	8,017	
1982	2,864,000	0	657,000	3,521,000	7,839	
1981	2,840,000	0	650,000	3,490,000	7,686	
1980	2,257,000	0	554,000	2,811,000	7,379	
1979	2,186,000	0	520,000	2,706,000	6,738	
1978	2,106,000	0	846,000	2,952,000	6,272	
1977	2,025,097	0	461,164	2,486,261	5,955	
1976	1,955,805	0	436,087	2,391,892	5,739	
1975	1,896,764	0	439,951	2,336,715	5,529	
1974	1,859,222	0	408,644	2,267,866	5,401	
1973	1,826,235	0	381,810	2,208,045	5,162	
1972	1,797,584	0	388,226	2,185,810	5,112	
1971	2,076,247	0	56,825	2,133,072	4,995	
1970	1,695,793	0	377,353	2,073,146	4,828	
1968	2,180,064	0	0	1,930,811	3,962	
1967	0	0	0	1,891,965	4,413	
1966	2,480,899	0	0	2,480,899	4,022	
1965	0	0	0	1,789,175	4,222	
1964	0	0	0	1,850,000	4,060	
1963	0	0	0	1,787,896	4,018	
1962	0	0	0	1,682,096	3,780	
1961	0	0	0	1,595,390	3,566	
1960	0	0	0	1,486,887	3,491	
1959	0	0	0	1,457,735	3,290	
1958	0	0	0	1,394,729	3,139	
1957	0	0	0	1,339,638	3,002	
1956	0	0	0	1,289,581	2,869	
1955	0	0	0	1,230,021	2,624	
1954	0	0	0	1,179,887	2,619	
1952	0	0	0	1,077,285	2,348	
1950	774,117	0	337,197	1,111,314	2,117	
1947	0	0	0	916,789	1,815	
1944	728,665	0	141,681	911,279	1,757	
1941	668,667	0	148,107	816,774	1,598	
1939	512,028	0	212,373	724,401	1,499	
1938	578,267	0	112,134	690,401	1,519	
1936	512,611	0	153,983	666,594	1,354	
1933	638,761	0	147,554	786,315	1,401	
1929	596,108	0	0	596,108	1,448	
1925	535,659	0	0	535,659	1,062	

	Full Communicants	Average Attendance	Other Members	Total Inclusive Members	Total Churches	Membership Calculation Method
1923	522,008	0	0	522,008	1,259	
1922	508,717	0	0	508,717	1,050	
1921	492,205	0	0	492,205	1,050	
1917	403,388	0	0	403,388	965	
1916	403,391	0	0	403,391	966	
1915	330,000	0	0	330,000	905	

Clergy

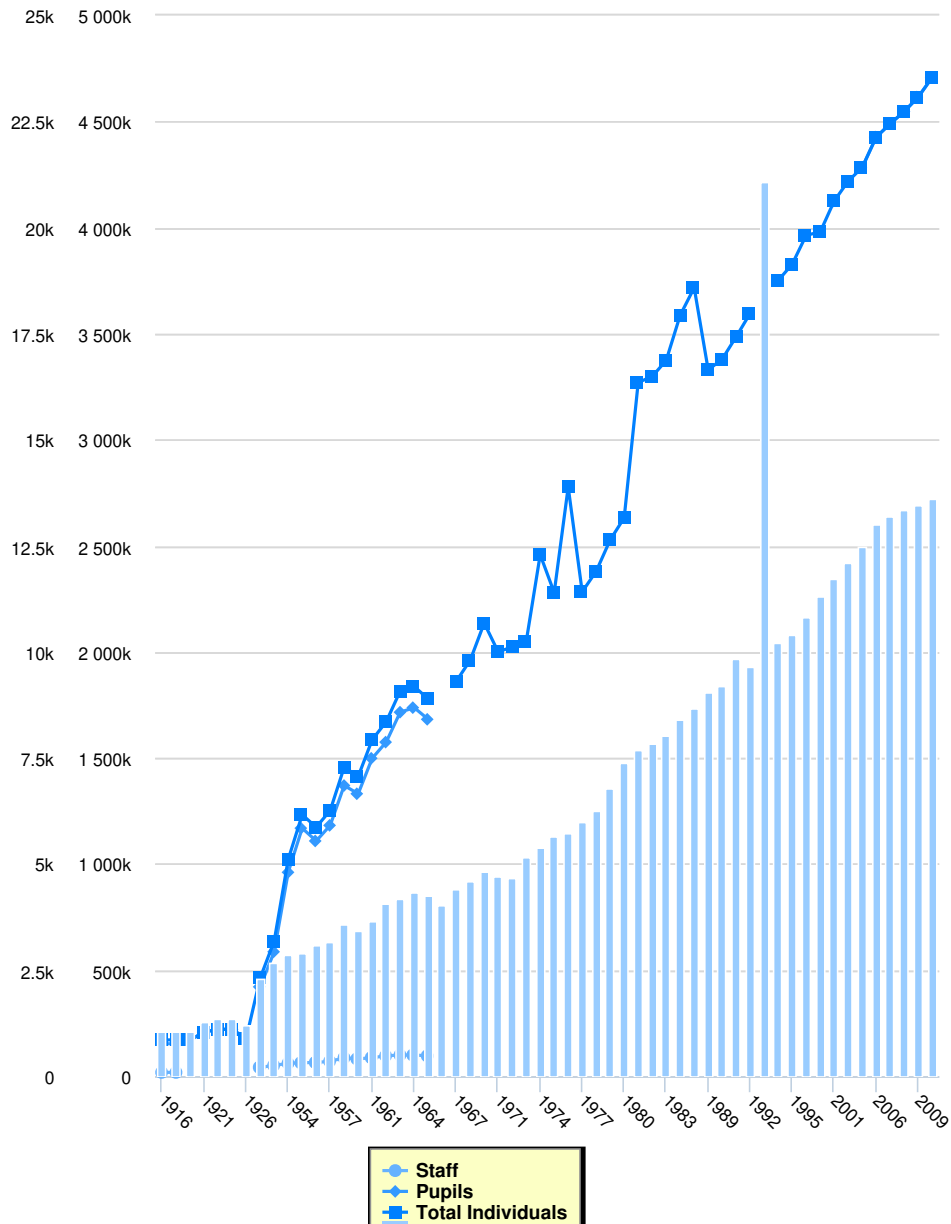


Clergy

	Serving Churches	Retired	Other Service to the Church	Total Clergy
2010	40,803	0	4,527	45,330
2009	40,422	0	4,493	44,915
2008	40,089	0	4,456	44,545
2007	39,603	0	4,620	44,223
2006	39,030	0	4,587	43,617
2004	37,389	0	4,500	41,889
2003	36,336	0	0	40,761
2001	35,193	0	4,335	39,528
1999	33,945	0	0	37,818
1997	32,433	0	0	36,418
1995	31,251	0	0	35,081
1994	30,654	0	0	34,511
1993	33,630	0	0	33,630
1992	28,962	0	0	28,962

	Serving Churches	Retired	Other Service to the Church	Total Clergy
1991	28,404	0	0	31,890
1990	27,639	0	0	31,059
1989	27,147	0	0	30,960
1987	26,046	0	0	29,714
1985	25,188	0	0	28,598
1983	24,201	0	0	27,745
1982	23,517	0	0	26,686
1981	23,058	0	0	26,140
1980	22,137	0	0	25,075
1979	20,394	0	0	23,073
1978	18,816	0	0	21,536
1977	17,865	0	0	20,490
1976	17,217	0	0	19,269
1975	16,587	0	0	18,546
1974	16,023	0	0	18,096
1973	12,222	0	0	18,855
1972	17,133	0	0	17,133
1971	14,985	0	0	17,272
1970	14,484	0	0	15,921
1968	11,886	0	0	13,205
1965	4,222	0	0	4,504
1964	4,440	0	0	4,504
1963	4,504	0	0	4,504
1962	2,869	0	0	2,869
1961	2,869	0	0	2,869
1960	2,869	0	0	2,869
1959	2,869	0	0	2,869
1958	2,869	0	0	2,869
1957	2,869	0	0	2,869
1956	2,869	0	0	2,869
1955	2,619	0	0	2,619
1954	2,619	0	0	2,619
1947	0	0	0	4,476
1944	0	0	0	4,476
1941	0	0	0	4,476
1939	0	0	0	4,476
1938	0	0	0	4,476
1936	0	0	0	4,476
1933	0	0	0	4,435
1929	0	0	0	4,435
1925	0	0	0	4,241
1923	0	0	0	5,530
1922	0	0	0	4,718
1921	0	0	0	4,718
1917	0	0	0	4,790
1916	0	0	0	4,790
1915	0	0	0	2,435

Education




Education

	Total Schools	Staff	Pupils	Total Individuals
2010	13,601	0	4,707,703	4,707,703
2009	13,474	0	4,615,080	4,615,080
2008	13,363	0	4,546,992	4,546,992
2007	13,201	0	4,489,431	4,489,431
2006	13,010	0	4,426,536	4,426,536
2004	12,463	0	4,283,285	4,283,285
2003	12,112	0	0	4,218,956
2001	11,731	0	4,125,239	4,125,239
1999	11,315	0	0	3,979,167
1997	10,811	0	0	3,963,700
1995	10,417	0	0	3,827,500
1994	10,218	0	0	3,750,600
1993	21,073	0	0	0

	Total Schools	Staff	Pupils	Total Individuals
1992	9,654	0	0	3,596,000
1991	9,860	0	0	3,485,511
1990	9,213	0	0	3,380,000
1989	9,049	0	0	3,329,000
1987	8,682	0	0	3,716,500
1985	8,396	0	0	3,587,000
1983	8,017	0	0	3,374,000
1982	7,839	0	0	3,298,000
1981	7,686	0	0	3,270,000
1980	7,379	0	0	2,632,000
1979	6,798	0	0	2,528,000
1978	6,270	0	0	2,380,000
1977	5,986	0	0	2,283,000
1976	5,739	0	0	2,777,150
1975	5,640	0	0	2,279,310
1974	5,403	0	0	2,458,153
1973	5,170	0	0	2,048,084
1972	4,663	0	0	2,023,287
1971	4,729	0	0	2,000,000
1970	4,828	0	0	2,135,620
1968	4,588	0	0	1,960,414
1967	4,398	0	0	1,861,083
1966	4,022	0	0	0
1965	4,272	95,961	1,682,137	1,778,098
1964	4,348	99,701	1,737,189	1,836,890
1963	4,167	99,701	1,715,682	1,815,383
1962	4,086	96,025	1,574,658	1,670,683
1961	3,645	87,297	1,498,596	1,585,893
1960	3,437	81,717	1,331,328	1,413,045
1959	3,579	86,665	1,370,066	1,456,731
1957	3,184	70,311	1,182,292	1,252,603
1956	3,098	64,732	1,108,815	1,173,547
1955	2,921	63,391	1,169,102	1,232,493
1954	2,878	60,692	961,082	1,021,774
1952	2,689	50,620	586,430	637,050
1950	2,318	41,988	421,176	463,164
1926	1,222	0	0	178,738
1923	1,368	0	221,066	221,066
1922	1,368	0	221,066	221,066
1921	1,300	0	208,000	208,000
1919	1,058	0	170,996	170,996
1917	1,058	18,066	152,930	170,996
1916	1,064	18,026	152,924	170,950

Finance



Finance

	Total Benevolences	Total Financials	Total Giving	Local Expenses	Method
1921	\$0	\$804,068		\$0	
1917	\$0	\$804,068		\$0	