



THE YEARBOOK

of American & Canadian Churches

ASSOCIATION OF STATISTICIANS OF AMERICAN RELIGIOUS BODIES

THE YEARBOOK OF AMERICAN & CANADIAN CHURCHES

Copyright © 2021 Association of Statisticians of American Religious Bodies All rights reserved.

No part of this book may be reproduced in any manner whatsoever without written permission of the publisher except in brief quotations embodied in critical articles or reviews. For more information, contact the Association of of Statisticians of American Religious Bodies

ABOUT THE YEARBOOK

The Yearbook of American & Canadian Churches has served as the definitive handbook of North American denominations since 1916. Over our 100 year history, The Yearbook has remained an authoritative source for the most accurate and complete compilation of statistical data for North American religious bodies. Now an interactive online application, The Yearbook continues to catalog census information for *** denominational religious bodies. As of 2020, the Yearbook represents ***,*** faithful members, ***,*** clergy, ***,*** congregations, **,*** educational bodies, and more than \$***,***,***,***.** in total financial commitment.

Each listing contains a brief paragraph about the religious body, contact information for the group, and informative graphs detailing current and historical statistical data. Previously stewarded by the National Council of Churches, The Yearbook is overseen by the Association of Statisticians of American Religious Bodies (ASARB). in partnership with The National Council of Churches and Lake Institute on Faith and Giving. We invite you to join our effort by adding data for your religious group, becoming an ASARB member or making a contribution to our cause.

Visit us online at www.asarb.org.

OUR PARTNERS



PRESBYTERIAN CHURCH (U.S.A.) [PCUSA]



Headquarters

100 Witherspoon St
Louisville, KY 40202-1396
United States

oga.communications@pcusa.org

<https://www.pcusa.org>

[Mainline Protestant](#)

Attesting Officer

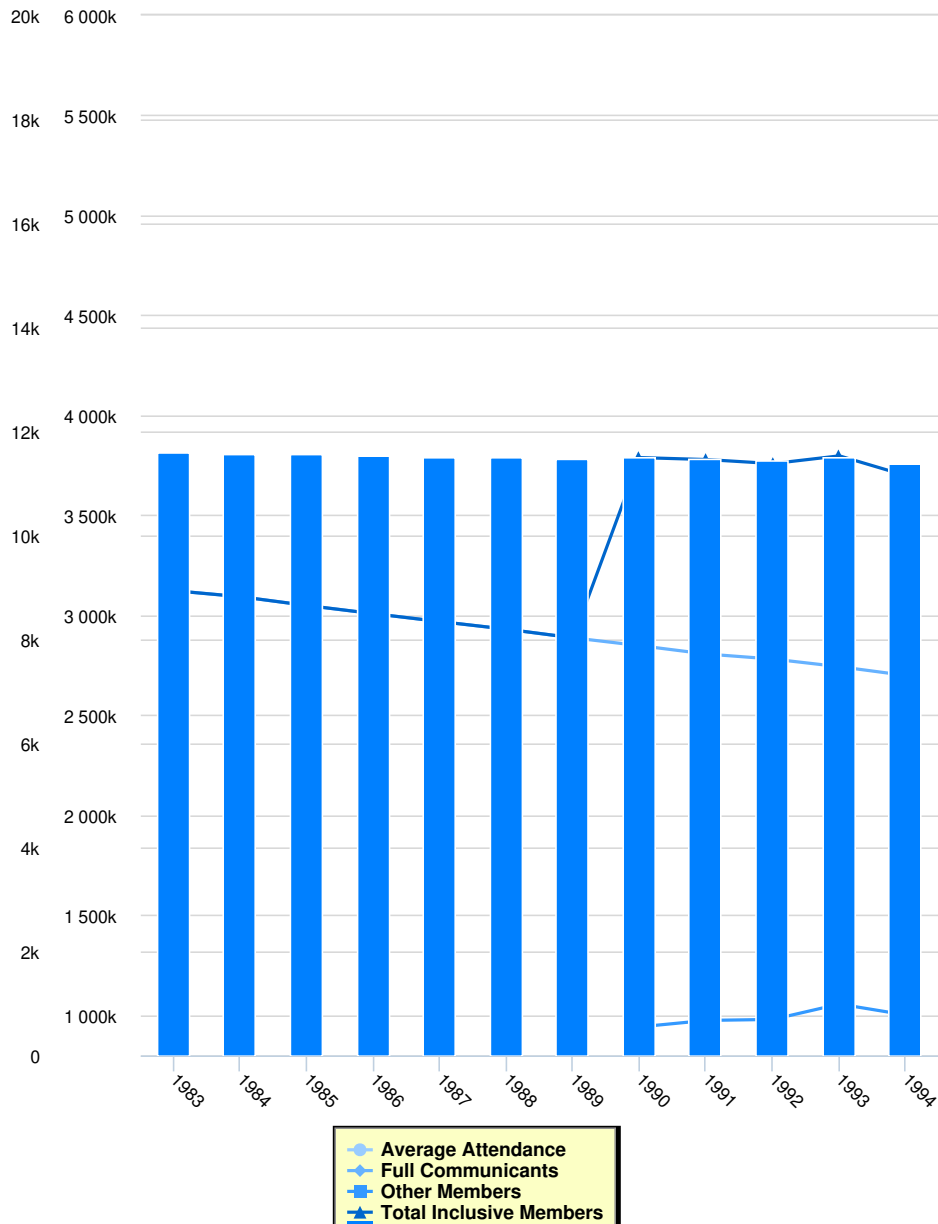
KRIS VALERIUS
First Vice-president

The Presbyterian Church (U.S.A.) was organized June 10, 1983, when the Presbyterian Church in the United States and the United Presbyterian Church in the United States of America united in Atlanta. The union healed a major division which began with the Civil War when Presbyterians in the South withdrew from the Presbyterian Church in the United States of America to form the Presbyterian Church in the Confederate States.

The United Presbyterian Church in the United States of America had been created by the 1958 union of the Presbyterian Church in the United States of America and the United Presbyterian Church of North America. Of those two uniting bodies, the Presbyterian Church in the U.S.A. dated from the first Presbytery organized in Philadelphia, about 1706. The United Presbyterian Church of North America was formed in 1858, when the Associate Reformed Presbyterian Church and the Associate Presbyterian Church united.

Strongly ecumenical in outlook, the Presbyterian Church (U.S.A.) is the result of at least 10 different denominational mergers over the last 250 years. A restructure, adopted by the General Assembly meeting in June 1993, has been implemented. The Presbyterian Church (U.S.A.) dedicated its new national offices in Louisville, Kentucky in 1988.

Membership



Instructions for the Chart and Legend

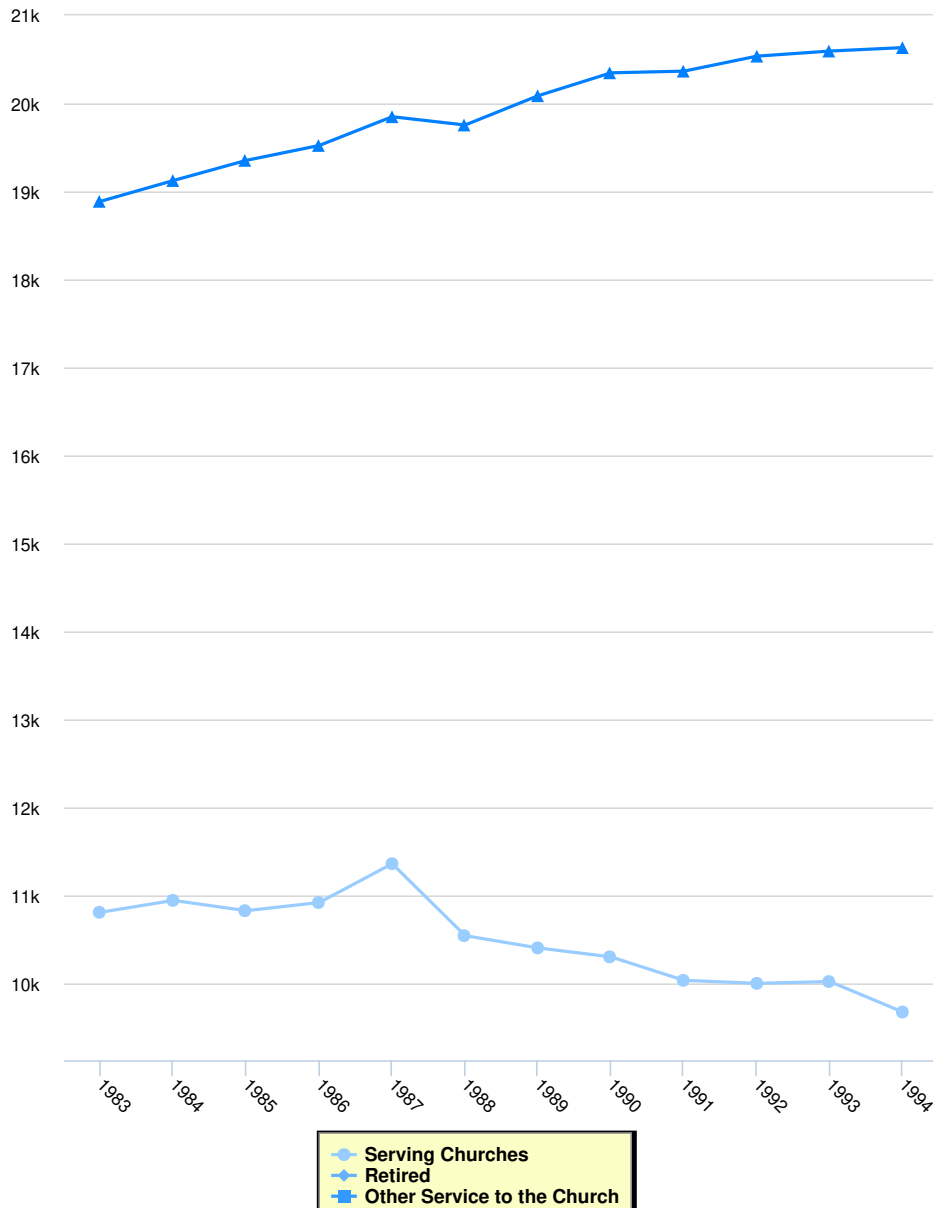
Simply click on the data set in the legend to make the values appear or disappear from the chart.

Membership

	Full Communicants	Average Attendance	Other Members	Total Inclusive Members	Total Churches	Membership Calculation Method
1994	2,698,262	0	999,874	3,698,136	11,399	
1993	2,742,192	0	1,054,574	3,796,766	11,501	
1992	2,780,406	0	977,679	3,758,085	11,456	
1991	2,805,548	0	972,810	3,778,358	11,468	
1990	2,847,437	0	940,572	3,788,009	11,501	
1989	2,886,482	0	0	2,886,482	11,469	
1988	2,929,608	0	0	2,929,608	11,505	
1987	2,967,781	0	0	2,967,781	11,513	
1986	3,007,322	0	0	3,007,322	11,531	
1985	3,048,235	0	0	3,048,235	11,554	

	Full Communicants	Average Attendance	Other Members	Total Inclusive Members	Total Churches	Membership Calculation Method
1984	3,092,151	0	0	3,092,151	11,572	
1983	3,122,213	0	0	3,122,213	11,596	

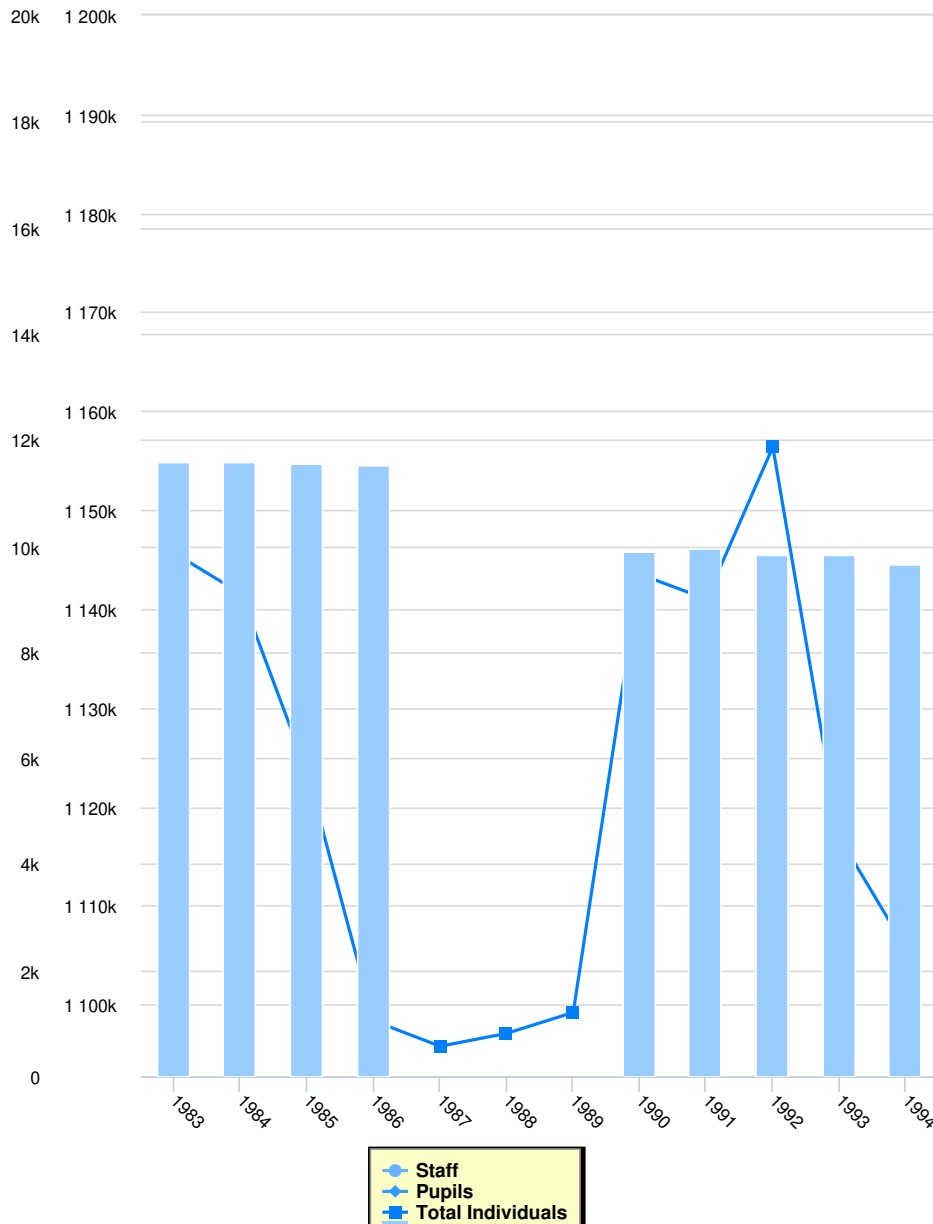
Clergy



Clergy

	Serving Churches	Retired	Other Service to the Church	Total Clergy
1994	9,683	0	0	20,624
1993	10,028	0	0	20,585
1992	10,008	0	0	20,527
1991	10,042	0	0	20,357
1990	10,308	0	0	20,338
1989	10,410	0	0	20,078
1988	10,549	0	0	19,746
1987	11,365	0	0	19,840
1986	10,925	0	0	19,514
1985	10,832	0	0	19,345
1984	10,949	0	0	19,116
1983	10,814	0	0	18,880

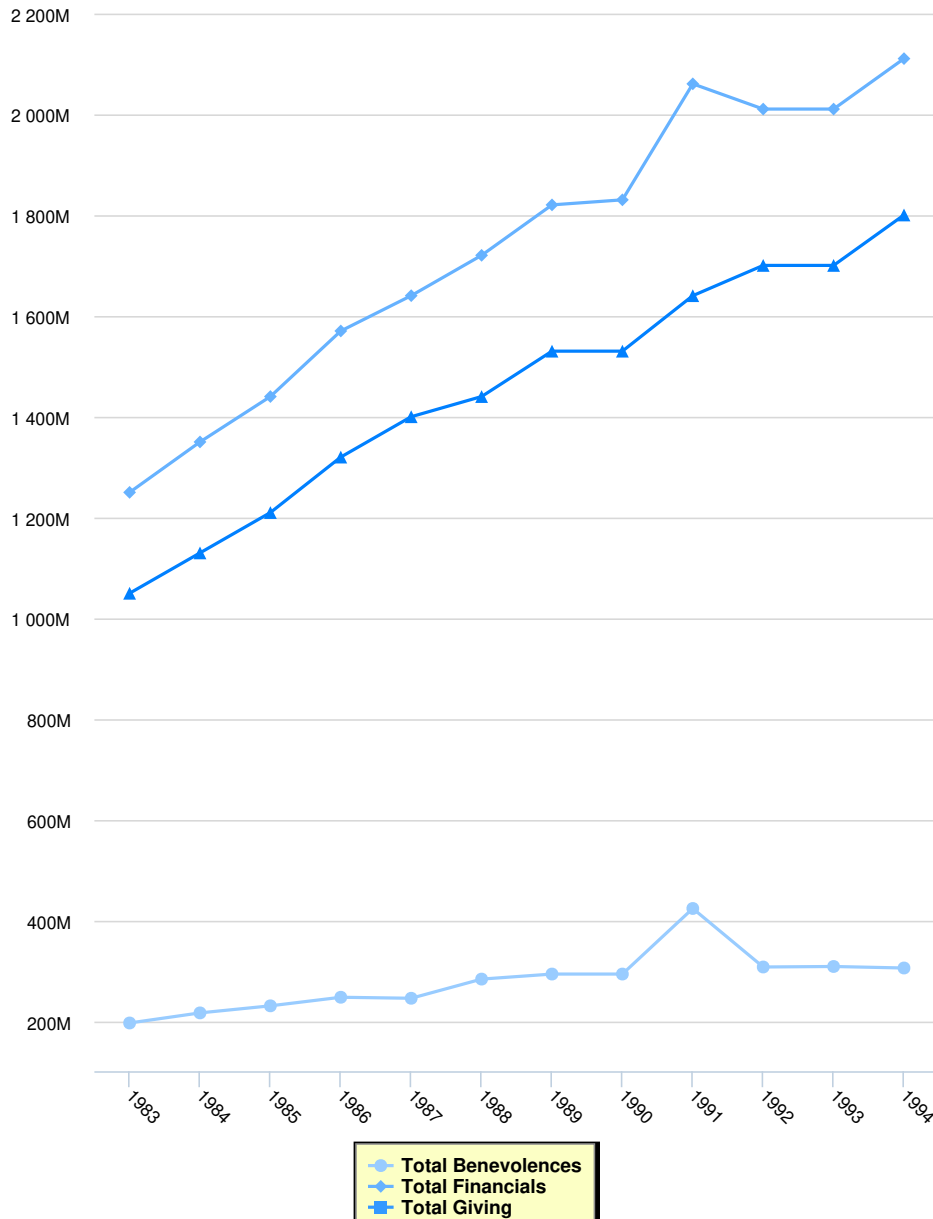
Education



Education

	Total Schools	Staff	Pupils	Total Individuals
1994	9,650	0	0	1,105,645
1993	9,825	0	0	1,116,922
1992	9,823	0	0	1,156,381
1991	9,943	0	0	1,140,999
1990	9,881	0	0	1,143,506
1989	0	0	0	1,099,211
1988	0	0	0	1,097,095
1987	0	0	0	1,095,792
1986	11,531	0	0	1,098,362
1985	11,554	0	0	1,123,507
1984	11,572	0	0	1,141,555
1983	11,596	0	0	1,145,670

Finance



Finance

	Total Benevolences	Total Financials	Total Giving	Local Expenses	Method
1994	\$307,000,000	\$2,110,000,000		\$1,800,000,000	
1993	\$310,000,000	\$2,010,000,000		\$1,700,000,000	
1992	\$309,000,000	\$2,010,000,000		\$1,700,000,000	
1991	\$425,000,000	\$2,060,000,000		\$1,640,000,000	
1990	\$295,000,000	\$1,830,000,000		\$1,530,000,000	
1989	\$295,000,000	\$1,820,000,000		\$1,530,000,000	
1988	\$285,000,000	\$1,720,000,000		\$1,440,000,000	
1987	\$247,000,000	\$1,640,000,000		\$1,400,000,000	
1986	\$249,000,000	\$1,570,000,000		\$1,320,000,000	
1985	\$232,000,000	\$1,440,000,000		\$1,210,000,000	
1984	\$218,000,000	\$1,350,000,000		\$1,130,000,000	
1983	\$198,000,000	\$1,250,000,000		\$1,050,000,000	