



THE YEARBOOK

of American & Canadian Churches

ASSOCIATION OF STATISTICIANS OF AMERICAN RELIGIOUS BODIES

THE YEARBOOK OF AMERICAN & CANADIAN CHURCHES

Copyright © 2021 Association of Statisticians of American Religious Bodies All rights reserved.

No part of this book may be reproduced in any manner whatsoever without written permission of the publisher except in brief quotations embodied in critical articles or reviews. For more information, contact the Association of of Statisticians of American Religious Bodies

ABOUT THE YEARBOOK

The Yearbook of American & Canadian Churches has served as the definitive handbook of North American denominations since 1916. Over our 100 year history, The Yearbook has remained an authoritative source for the most accurate and complete compilation of statistical data for North American religious bodies. Now an interactive online application, The Yearbook continues to catalog census information for *** denominational religious bodies. As of 2020, the Yearbook represents ***,*** faithful members, ***,*** clergy, ***,*** congregations, **,*** educational bodies, and more than \$***,***,***,***.** in total financial commitment.

Each listing contains a brief paragraph about the religious body, contact information for the group, and informative graphs detailing current and historical statistical data. Previously stewarded by the National Council of Churches, The Yearbook is overseen by the Association of Statisticians of American Religious Bodies (ASARB). in partnership with The National Council of Churches and Lake Institute on Faith and Giving. We invite you to join our effort by adding data for your religious group, becoming an ASARB member or making a contribution to our cause.

Visit us online at www.asarb.org.

OUR PARTNERS



REFORMED PRESBYTERIAN CHURCH OF NORTH AMERICA



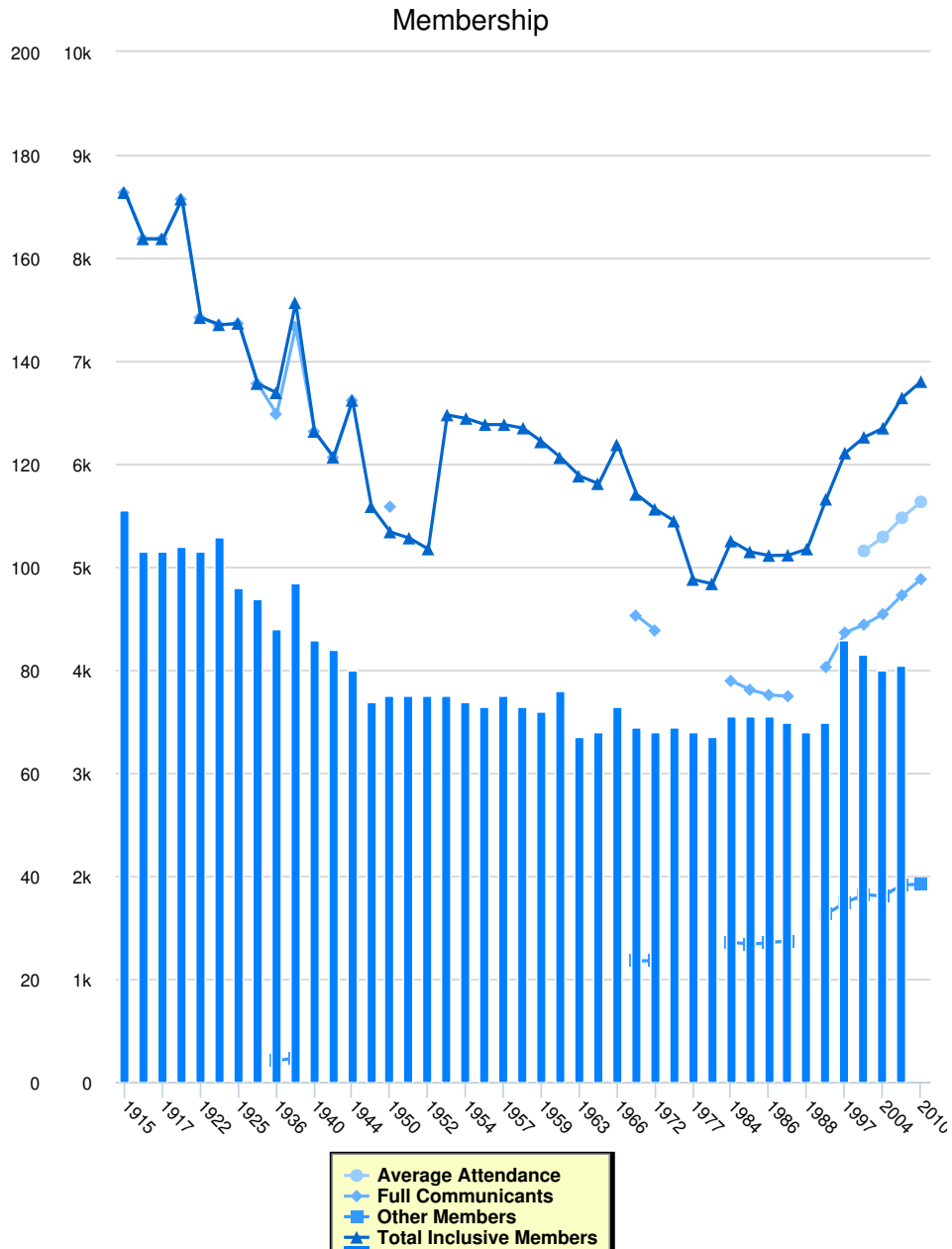
Headquarters

Stated Clk., James K.
McFarland
7408 Penn Ave.
Pittsburgh, PA 15208
United States
[\(412\)731-1177](tel:(412)731-1177)
RPTrustees@aol.com
<https://www.reforme...>
[Christian Protestant TO BE
ALLOCATED](#)

Attesting Officer

J. BRUCE MARTIN
Clerk of Synod
[\(201\)440-5993](tel:(201)440-5993)
JBruMar@aol.com

Also known as the Church of the Covenanters, this church's origin dates back to the Reformation days of Scotland when the Covenanters signed their Covenants in resistance to the king and the Roman Church in the enforcement of state church practices. The Church in America has signed two Covenants in particular, those of 1871 and 1954. The Westminster Confession of Faith and the Larger and Shorter Catechism are among the subordinant standards of the denomination.



Instructions for the Chart and Legend

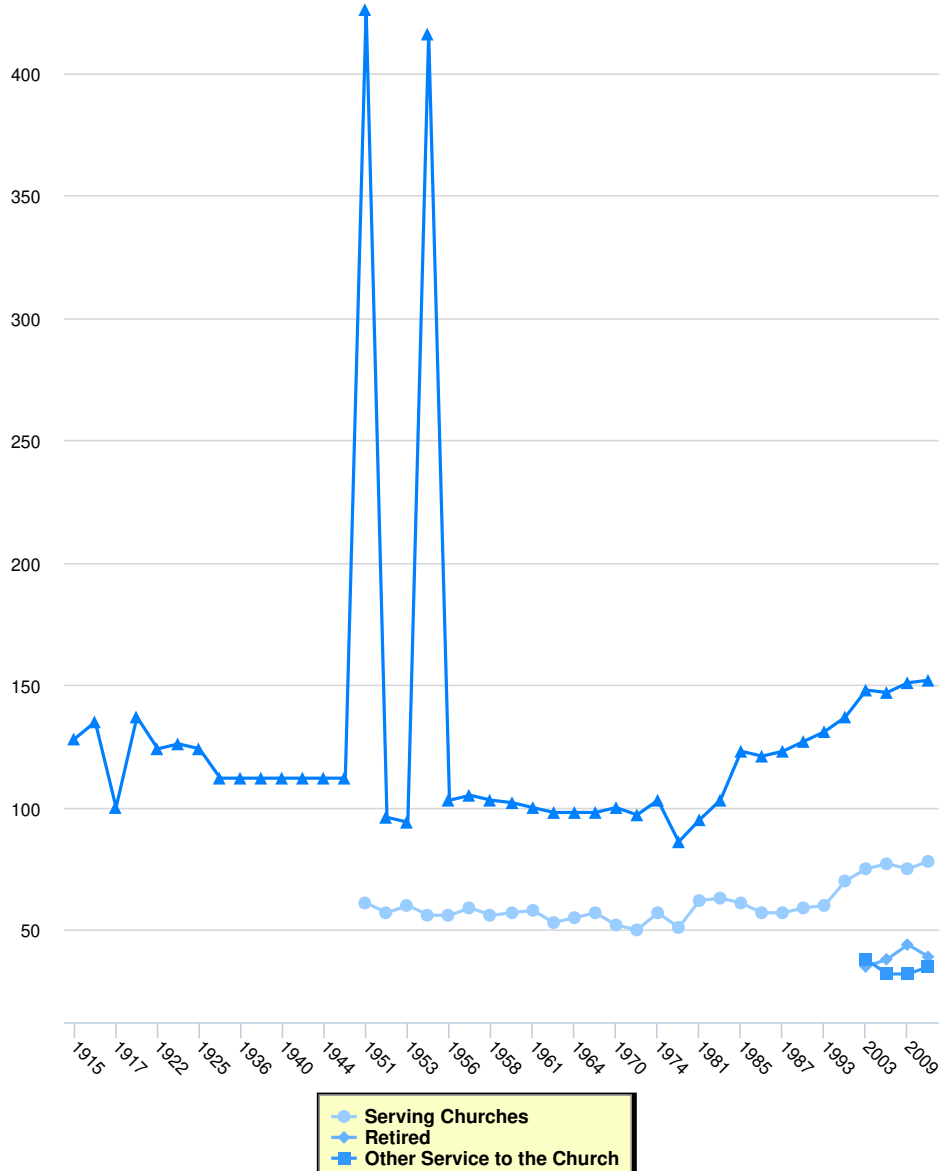
Simply click on the data set in the legend to make the values appear or disappear from the chart.

Membership

	Full Communicants	Average Attendance	Other Members	Total Inclusive Members	Total Churches	Membership Calculation Method
2010	4,881	5,632	1,918	6,799	0	
2009	4,726	5,477	1,915	6,641	81	
2004	4,542	5,291	1,805	6,347	80	
2003	4,440	5,156	1,819	6,259	83	
1997	4,363	0	1,742	6,105	86	
1993	4,028	0	1,629	5,657	70	
1988	0	0	0	5,174	68	
1987	3,745	0	1,369	5,114	70	
1986	3,757	0	1,354	5,111	71	
1985	3,808	0	1,338	5,146	71	

	Full Communicants	Average Attendance	Other Members	Total Inclusive Members	Total Churches	Membership Calculation Method
1984	3,894	0	1,357	5,251	71	
1981	0	0	0	4,836	67	
1977	0	0	0	4,878	68	
1974	0	0	0	5,445	69	
1972	4,383	0	1,177	5,560	68	
1970	4,527	0	1,177	5,704	69	
1966	0	0	0	6,185	73	
1964	0	0	0	5,808	68	
1963	0	0	0	5,881	67	
1961	0	0	0	6,060	76	
1959	0	0	0	6,214	72	
1958	0	0	0	6,348	73	
1957	0	0	0	6,382	75	
1956	0	0	0	6,382	73	
1954	0	0	0	6,442	74	
1953	0	0	0	6,475	75	
1952	0	0	0	5,174	75	
1951	0	0	0	5,280	75	
1950	5,585	0	0	5,339	75	
1947	0	0	0	5,585	74	
1944	6,617	0	0	6,617	80	
1942	6,065	0	0	6,065	84	
1940	6,315	0	0	6,315	86	
1938	7,331	0	234	7,565	97	
1936	6,483	0	207	6,690	88	
1929	6,780	0	0	6,780	94	
1925	7,364	0	0	7,364	96	
1923	7,351	0	0	7,351	106	
1922	7,420	0	0	7,420	103	
1919	8,570	0	0	8,570	104	
1917	8,185	0	0	8,185	103	
1916	8,185	0	0	8,185	103	
1915	8,634	0	0	8,634	111	

Clergy

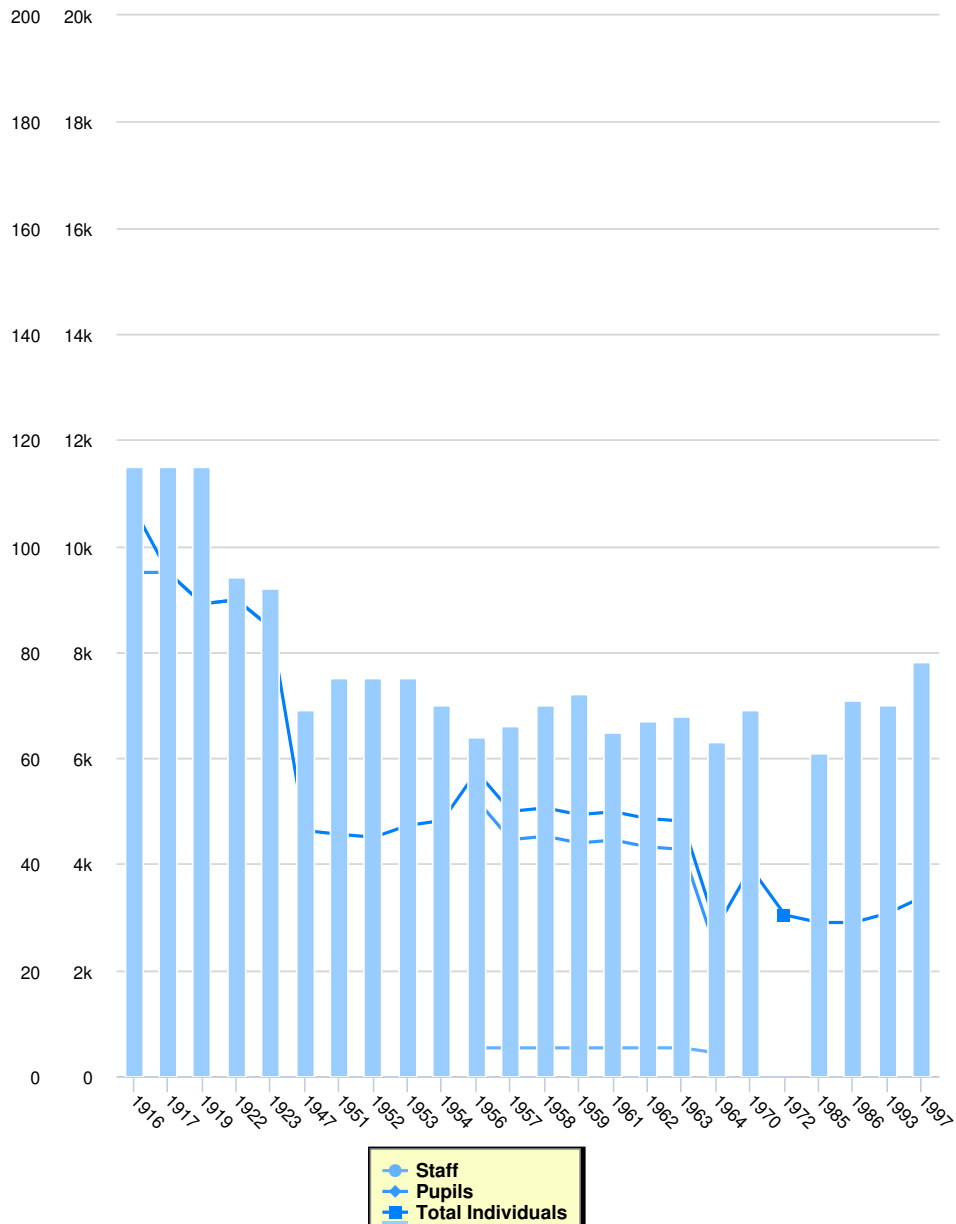


Clergy

	Serving Churches	Retired	Other Service to the Church	Total Clergy
2010	78	39	35	152
2009	75	44	32	151
2004	77	38	32	147
2003	75	35	38	148
1997	70	0	0	137
1993	60	0	0	131
1988	59	0	0	127
1987	57	0	0	123
1986	57	0	0	121
1985	61	0	0	123
1984	63	0	0	103
1981	62	0	0	95
1977	51	0	0	86
1974	57	0	0	103

	Serving Churches	Retired	Other Service to the Church	Total Clergy
1972	50	0	0	97
1970	52	0	0	100
1966	57	0	0	98
1964	55	0	0	98
1963	53	0	0	98
1961	58	0	0	100
1959	57	0	0	102
1958	56	0	0	103
1957	59	0	0	105
1956	56	0	0	103
1954	56	0	0	416
1953	60	0	0	94
1952	57	0	0	96
1951	61	0	0	426
1947	0	0	0	112
1944	0	0	0	112
1942	0	0	0	112
1940	0	0	0	112
1938	0	0	0	112
1936	0	0	0	112
1929	0	0	0	112
1925	0	0	0	124
1923	0	0	0	126
1922	0	0	0	124
1919	0	0	0	137
1917	0	0	0	100
1916	0	0	0	135
1915	0	0	0	128

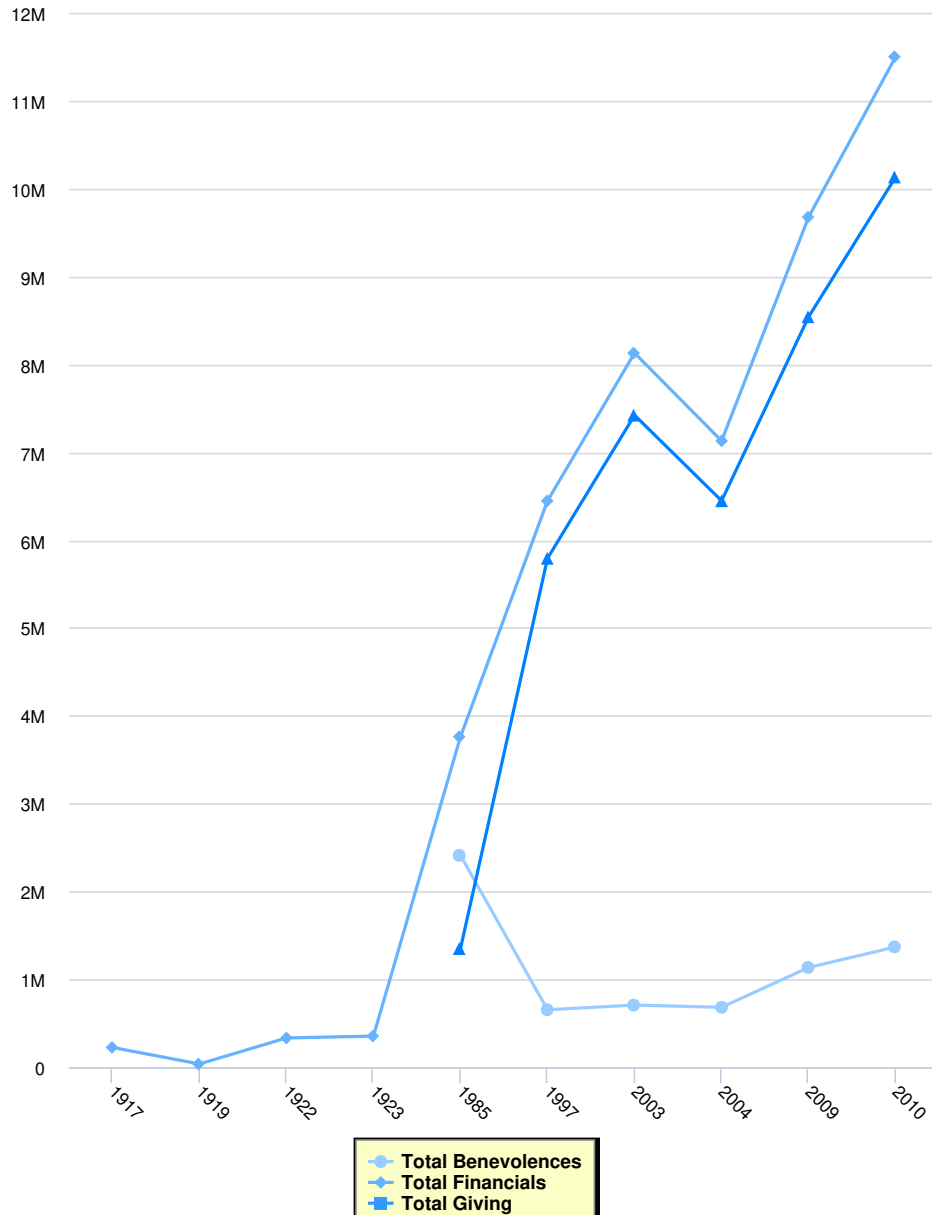
Education



	Education			
	Total Schools	Staff	Pupils	Total Individuals
1997	78	0	0	3,373
1993	70	0	0	3,073
1986	71	0	0	2,898
1985	61	0	0	2,898
1972	0	0	0	3,039
1970	69	0	0	3,931
1964	63	441	2,360	2,801
1963	68	534	4,277	4,811
1962	67	534	4,323	4,857
1961	65	534	4,452	4,986
1959	72	534	4,398	4,932
1958	70	534	4,524	5,058
1957	66	534	4,460	4,994

	Total Schools	Staff	Pupils	Total Individuals
1956	64	534	5,210	5,744
1954	70	0	0	4,821
1953	75	0	0	4,729
1952	75	0	0	4,505
1951	75	0	0	4,561
1947	69	0	0	4,631
1923	92	0	8,457	8,457
1922	94	0	8,981	8,981
1919	115	0	8,907	8,907
1917	115	0	9,498	9,498
1916	115	1,204	9,498	10,702

Finance



Finance

	Total Benevolences	Total Financials	Total Giving	Local Expenses	Method
2010	\$1,369,047	\$11,502,305		\$10,133,258	
2009	\$1,135,282	\$9,677,729		\$8,542,447	
2004	\$681,665	\$7,129,652		\$6,447,987	
2003	\$707,179	\$8,129,526		\$7,422,347	
1997	\$654,043	\$6,446,899		\$5,792,856	
1985	\$2,411,585	\$3,761,799		\$1,350,214	
1923	\$0	\$354,199		\$0	
1922	\$0	\$332,714		\$0	
1919	\$0	\$36,798		\$0	
1917	\$0	\$225,268		\$0	