



THE YEARBOOK

of American & Canadian Churches

ASSOCIATION OF STATISTICIANS OF AMERICAN RELIGIOUS BODIES

THE YEARBOOK OF AMERICAN & CANADIAN CHURCHES

Copyright © 2021 Association of Statisticians of American Religious Bodies All rights reserved.

No part of this book may be reproduced in any manner whatsoever without written permission of the publisher except in brief quotations embodied in critical articles or reviews. For more information, contact the Association of of Statisticians of American Religious Bodies

ABOUT THE YEARBOOK

The Yearbook of American & Canadian Churches has served as the definitive handbook of North American denominations since 1916. Over our 100 year history, The Yearbook has remained an authoritative source for the most accurate and complete compilation of statistical data for North American religious bodies. Now an interactive online application, The Yearbook continues to catalog census information for *** denominational religious bodies. As of 2020, the Yearbook represents ***,*** faithful members, ***,*** clergy, ***,*** congregations, **,*** educational bodies, and more than \$***,***,***,***.** in total financial commitment.

Each listing contains a brief paragraph about the religious body, contact information for the group, and informative graphs detailing current and historical statistical data. Previously stewarded by the National Council of Churches, The Yearbook is overseen by the Association of Statisticians of American Religious Bodies (ASARB). in partnership with The National Council of Churches and Lake Institute on Faith and Giving. We invite you to join our effort by adding data for your religious group, becoming an ASARB member or making a contribution to our cause.

Visit us online at www.asarb.org.

OUR PARTNERS



CHURCH OF THE UNITED BRETHREN IN CHRIST, USA



Headquarters

302 Lake St.
Huntington, IN 46750
United States
[\(260\)356-2312](tel:(260)356-2312)
steve@ub.org
<https://www.ub.org>
[Christian Protestant TO BE
ALLOCATED](#)

Attesting Officer

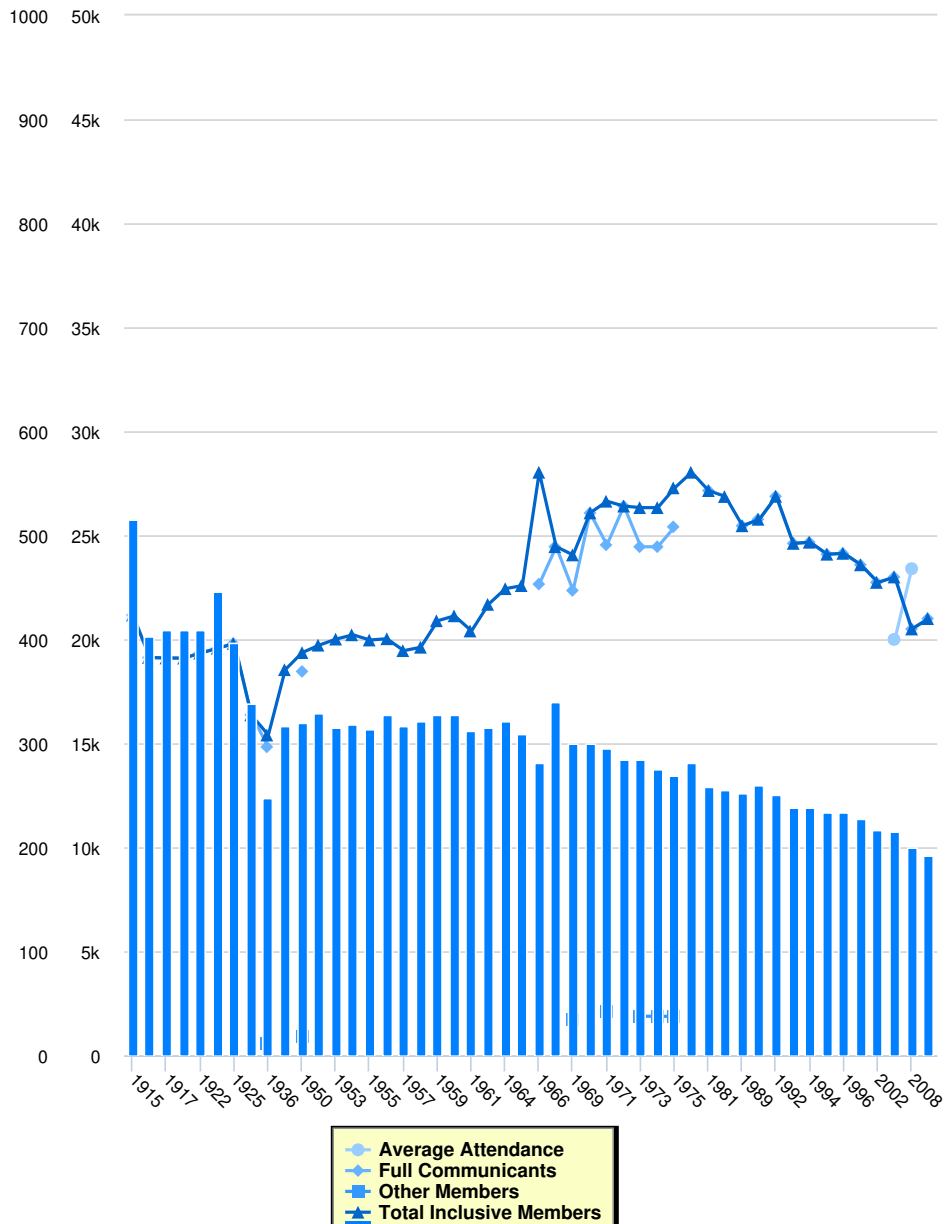
BISHOP THOMAS E.
WOOLFOLK
Exec. Secretary
[\(919\)693-9449](tel:(919)693-9449)
tewmsw@embarqmail.com

Media Contact

COMMUNICATIONS DIR.,
STEVE DENNIE

The Church of the United Brethren in Christ had its beginning with Philip William Otterbein and Martin Boehm, who were leaders in the revival movement in Pennsylvania and Maryland from the late 1760s into the early 1800s. On Sept. 25, 1800, they and others associated with them formed a society under the name of United Brethren in Christ. Subsequent conferences adopted a Confession of Faith in 1815 and a constitution in 1841. The Church of the United Brethren in Christ adheres to the original constitution as amended over the years.

Membership



Instructions for the Chart and Legend

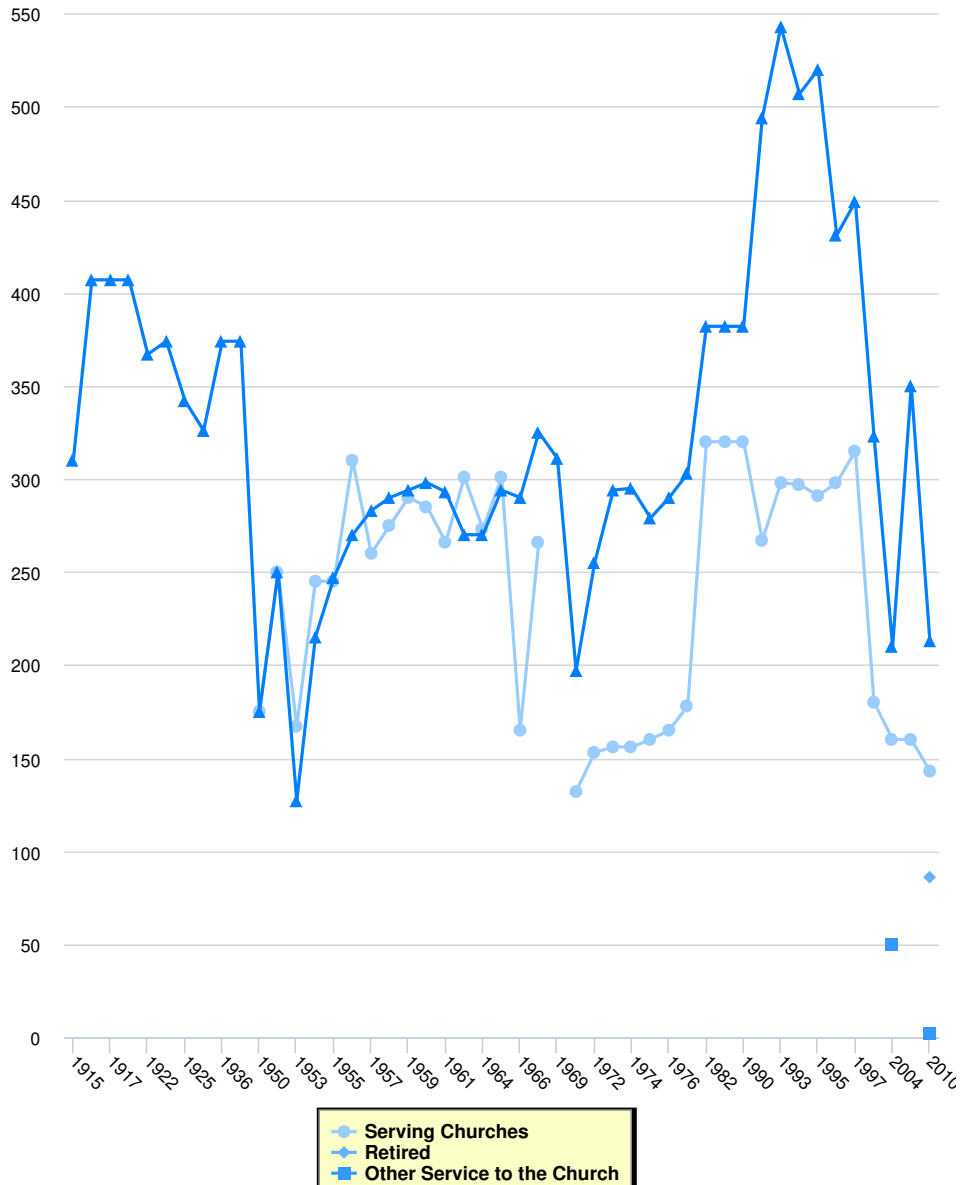
Simply click on the data set in the legend to make the values appear or disappear from the chart.

Membership

	Full Communicants	Average Attendance	Other Members	Total Inclusive Members	Total Churches	Membership Calculation Method
2010	21,000	0	0	21,000	193	
2008	20,500	23,400	0	20,500	200	
2004	23,000	20,000	0	23,000	215	
2002	22,740	0	0	22,740	217	
1997	23,585	0	0	23,585	228	
1996	24,137	0	0	24,137	234	
1995	24,095	0	0	24,095	234	
1994	24,671	0	0	24,671	239	
1993	24,616	0	0	24,616	239	
1992	26,879	0	0	26,879	251	

	Full Communicants	Average Attendance	Other Members	Total Inclusive Members	Total Churches	Membership Calculation Method
1990	25,775	0	0	25,775	260	
1989	25,462	0	0	25,462	252	
1982	0	0	0	26,869	256	
1981	27,154	0	0	27,154	258	
1976	0	0	0	28,035	281	
1975	25,411	0	1,875	27,286	270	
1974	24,454	0	1,881	26,335	276	
1973	24,454	0	1,881	26,335	285	
1972	26,409	0	0	26,409	284	
1971	24,544	0	2,099	26,643	296	
1970	26,080	0	0	26,080	300	
1969	22,353	0	1,708	24,061	300	
1968	24,457	0	0	24,457	340	
1966	22,658	0	0	28,035	281	
1965	0	0	0	22,586	310	
1964	0	0	0	22,439	321	
1962	0	0	0	21,684	315	
1961	0	0	0	20,405	313	
1960	0	0	0	21,133	328	
1959	0	0	0	20,896	328	
1958	0	0	0	19,623	321	
1957	0	0	0	19,459	317	
1956	0	0	0	20,031	328	
1955	0	0	0	19,971	314	
1954	0	0	0	20,221	318	
1953	0	0	0	20,014	316	
1951	0	0	0	19,723	329	
1950	18,461	0	905	19,366	320	
1946	0	0	0	18,544	317	
1936	14,832	0	569	15,401	248	
1929	16,372	0	0	16,372	338	
1925	19,801	0	0	19,801	397	
1923	19,575	0	0	19,575	446	
1922	19,344	0	0	19,344	409	
1919	19,100	0	0	19,100	409	
1917	19,106	0	0	19,106	409	
1916	19,130	0	0	19,130	403	
1915	21,172	0	0	21,172	515	

Clergy

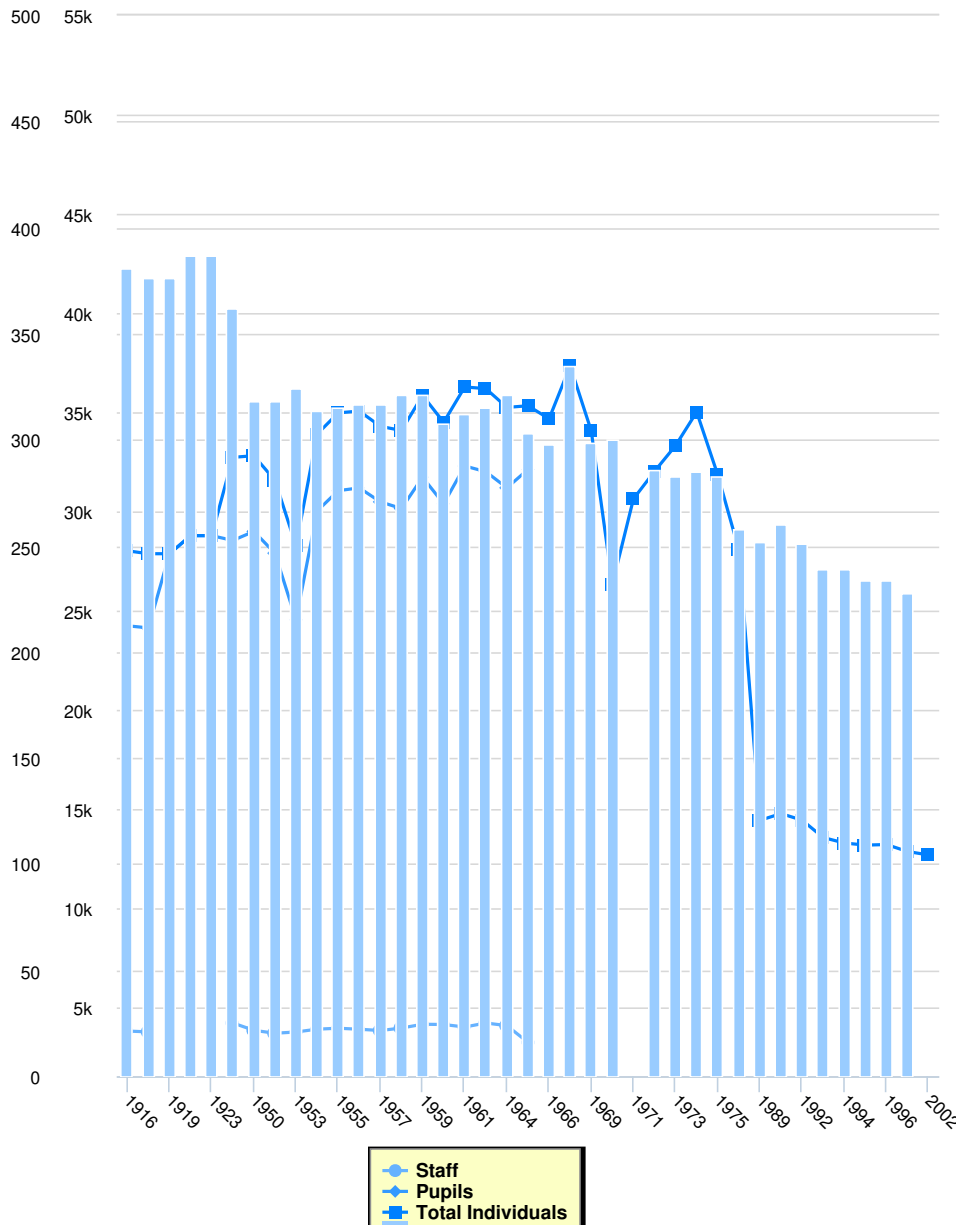


Clergy

	Serving Churches	Retired	Other Service to the Church	Total Clergy
2010	143	86	2	213
2008	160	0	0	350
2004	160	0	50	210
2002	180	0	0	323
1997	315	0	0	449
1996	298	0	0	431
1995	291	0	0	520
1994	297	0	0	507
1993	298	0	0	543
1992	267	0	0	494
1990	320	0	0	382
1989	320	0	0	382
1982	320	0	0	382
1981	178	0	0	303

	Serving Churches	Retired	Other Service to the Church	Total Clergy
1976	165	0	0	290
1975	160	0	0	279
1974	156	0	0	295
1973	156	0	0	294
1972	153	0	0	255
1970	132	0	0	197
1969	0	0	0	311
1968	266	0	0	325
1966	165	0	0	290
1965	301	0	0	294
1964	273	0	0	270
1962	301	0	0	270
1961	266	0	0	293
1960	285	0	0	298
1959	290	0	0	294
1958	275	0	0	290
1957	260	0	0	283
1956	310	0	0	270
1955	245	0	0	247
1954	245	0	0	215
1953	167	0	0	127
1951	250	0	0	250
1950	175	0	0	175
1946	0	0	0	374
1936	0	0	0	374
1929	0	0	0	326
1925	0	0	0	342
1923	0	0	0	374
1922	0	0	0	367
1919	0	0	0	407
1917	0	0	0	407
1916	0	0	0	407
1915	0	0	0	310

Education

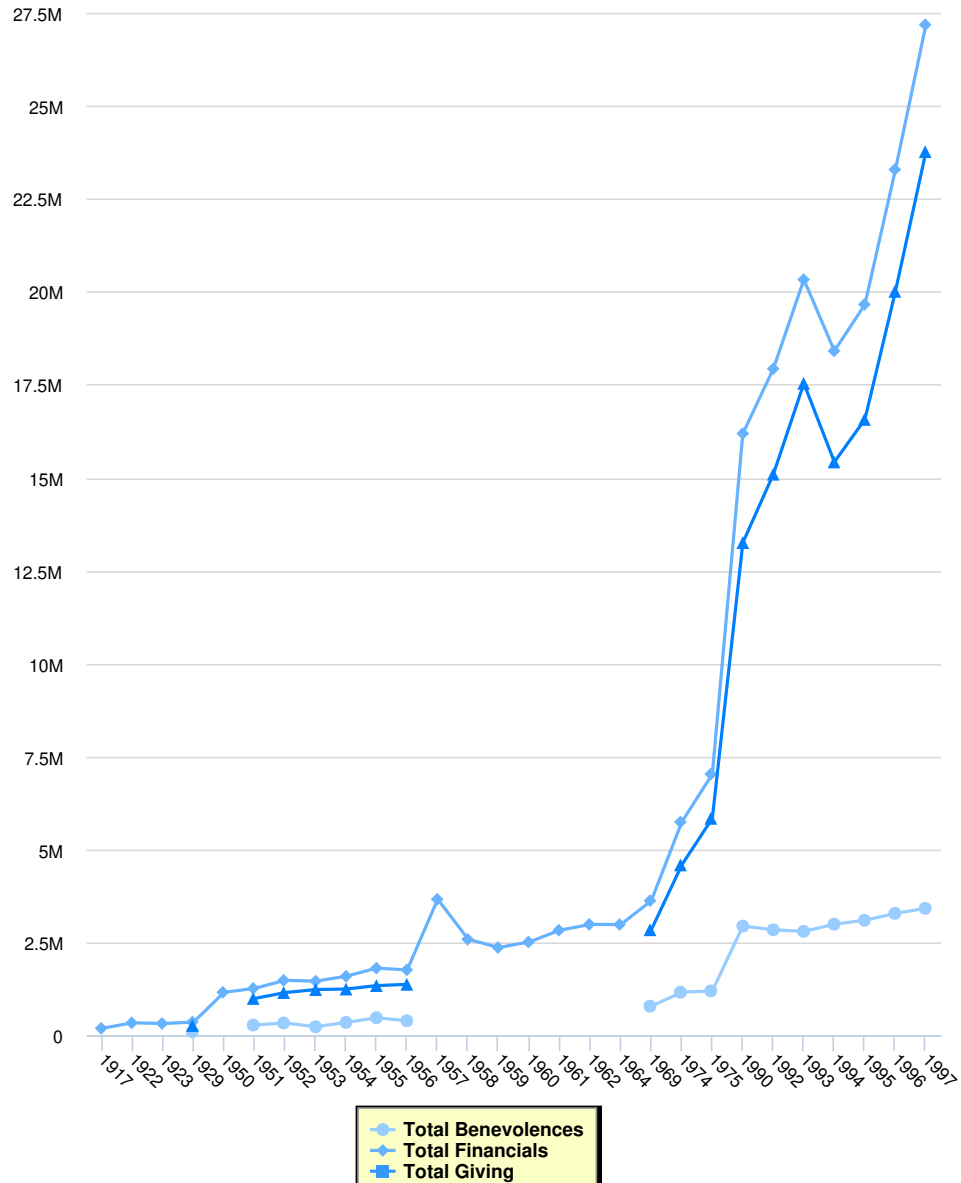


Education

	Total Schools	Staff	Pupils	Total Individuals
2002	0	0	0	12,661
1997	228	0	0	12,837
1996	234	0	0	13,187
1995	234	0	0	13,159
1994	239	0	0	13,265
1993	239	0	0	13,541
1992	251	0	0	14,415
1990	260	0	0	14,748
1989	252	0	0	14,410
1981	258	0	0	28,048
1975	283	0	0	31,825
1974	285	0	0	35,000
1973	283	0	0	33,310

	Total Schools	Staff	Pupils	Total Individuals
1972	286	0	0	32,009
1971	0	0	0	30,618
1970	300	0	0	26,308
1969	299	0	0	34,046
1968	335	0	0	37,325
1966	298	0	0	34,659
1965	303	3,211	32,104	35,315
1964	321	4,055	31,176	35,231
1962	315	4,188	31,991	36,179
1961	312	3,986	32,276	36,262
1960	308	4,112	30,369	34,481
1959	321	4,125	31,712	35,837
1958	321	3,934	30,133	34,067
1957	317	3,809	30,467	34,276
1956	317	3,873	31,173	35,046
1955	315	3,924	31,033	34,957
1954	314	3,877	30,008	33,885
1953	324	3,735	24,516	28,251
1952	318	3,671	27,880	31,551
1950	318	3,819	28,977	32,796
1925	362	4,190	28,523	32,713
1923	387	0	28,765	28,765
1922	387	0	28,765	28,765
1919	376	0	27,853	27,853
1917	376	3,740	24,113	27,853
1916	381	3,782	24,219	28,001

Finance



Finance

	Total Benevolences	Total Financials	Total Giving	Local Expenses	Method
1997	\$3,414,482	\$27,184,899		\$23,770,417	
1996	\$3,277,564	\$23,289,102		\$20,011,538	
1995	\$3,092,056	\$19,659,328		\$16,567,272	
1994	\$2,986,983	\$18,409,757		\$15,422,774	
1993	\$2,792,622	\$20,329,326		\$17,536,704	
1992	\$2,836,411	\$17,928,878		\$15,092,467	
1990	\$2,935,836	\$16,187,703		\$13,251,867	
1975	\$1,191,498	\$7,026,173		\$5,834,675	
1974	\$1,155,624	\$5,736,683		\$4,581,059	
1969	\$781,804	\$3,618,332		\$2,836,528	
1964	\$0	\$2,976,977		\$0	
1962	\$0	\$2,981,332		\$0	
1961	\$0	\$2,824,188		\$0	

	Total Benevolences	Total Financials	Total Giving	Local Expenses	Method
1960	\$0	\$2,509,341		\$0	
1959	\$0	\$2,359,377		\$0	
1958	\$0	\$2,581,370		\$0	
1957	\$0	\$3,657,440		\$0	
1956	\$387,892	\$1,756,544		\$1,368,652	
1955	\$470,153	\$1,804,652		\$1,334,499	
1954	\$344,244	\$1,585,848		\$1,241,604	
1953	\$227,286	\$1,454,759		\$1,227,473	
1952	\$329,812	\$1,476,759		\$1,146,947	
1951	\$272,852	\$1,260,904		\$988,052	
1950	\$0	\$1,153,910		\$0	
1929	\$92,945	\$352,746		\$259,752	
1923	\$0	\$314,734		\$0	
1922	\$0	\$333,210		\$0	
1917	\$0	\$185,805		\$0	