



THE YEARBOOK

of American & Canadian Churches

ASSOCIATION OF STATISTICIANS OF AMERICAN RELIGIOUS BODIES

THE YEARBOOK OF AMERICAN & CANADIAN CHURCHES

Copyright © 2021 Association of Statisticians of American Religious Bodies All rights reserved.

No part of this book may be reproduced in any manner whatsoever without written permission of the publisher except in brief quotations embodied in critical articles or reviews. For more information, contact the Association of of Statisticians of American Religious Bodies

ABOUT THE YEARBOOK

The Yearbook of American & Canadian Churches has served as the definitive handbook of North American denominations since 1916. Over our 100 year history, The Yearbook has remained an authoritative source for the most accurate and complete compilation of statistical data for North American religious bodies. Now an interactive online application, The Yearbook continues to catalog census information for *** denominational religious bodies. As of 2020, the Yearbook represents ***,*** faithful members, ***,*** clergy, ***,*** congregations, **,*** educational bodies, and more than \$***,***,***,***.** in total financial commitment.

Each listing contains a brief paragraph about the religious body, contact information for the group, and informative graphs detailing current and historical statistical data. Previously stewarded by the National Council of Churches, The Yearbook is overseen by the Association of Statisticians of American Religious Bodies (ASARB). in partnership with The National Council of Churches and Lake Institute on Faith and Giving. We invite you to join our effort by adding data for your religious group, becoming an ASARB member or making a contribution to our cause.

Visit us online at www.asarb.org.

OUR PARTNERS



UNITY OF THE BRETHREN



Headquarters

4009 Hunter Creek
College Station, TX 77845
United States

kent.laza@verizon.net

<https://www.unityof...>

[Christian Protestant TO BE
ALLOCATED](#)

Attesting Officer

GEORGIA ANDERSON
Secretary of the Executive
Committee

[\(512\)352-3239](tel:(512)352-3239)

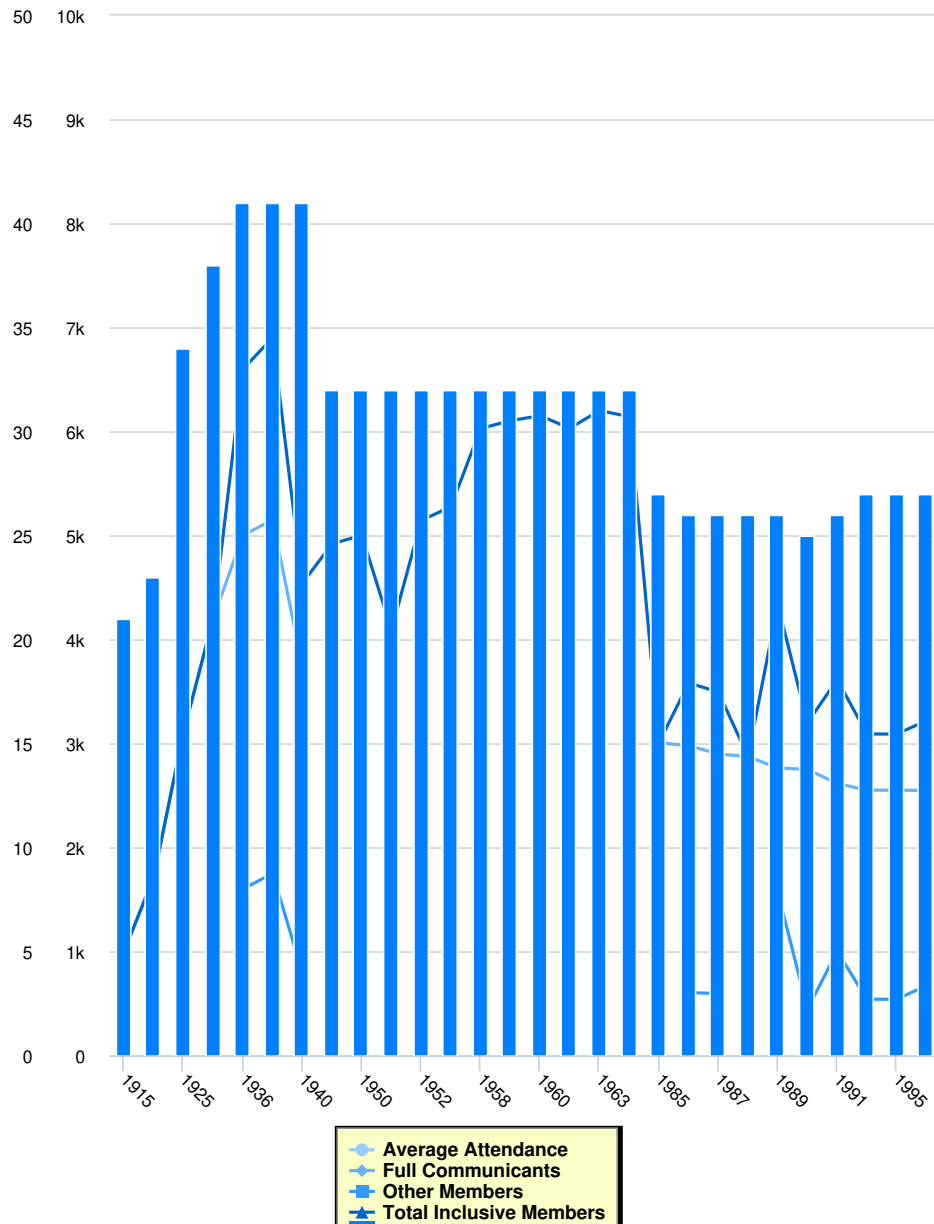
UFMCCHQ@aol.com

Media Contact

SEC. OF EXEC. COMMITTEE,
GINGER MCKAY

Czech and Moravian immigrants in Texas (beginning about 1855) established congregations which grew into an Evangelical Union in 1903, and with the accession of other Brethren in Texas, into the Evangelical Unity of the Czech-Moravian Brethren in North America. In 1959, it shortened the name to the original name used in 1457, the Unity of the Brethren (Unitas Fratrum, or Jednota Bratska).

Membership



Instructions for the Chart and Legend

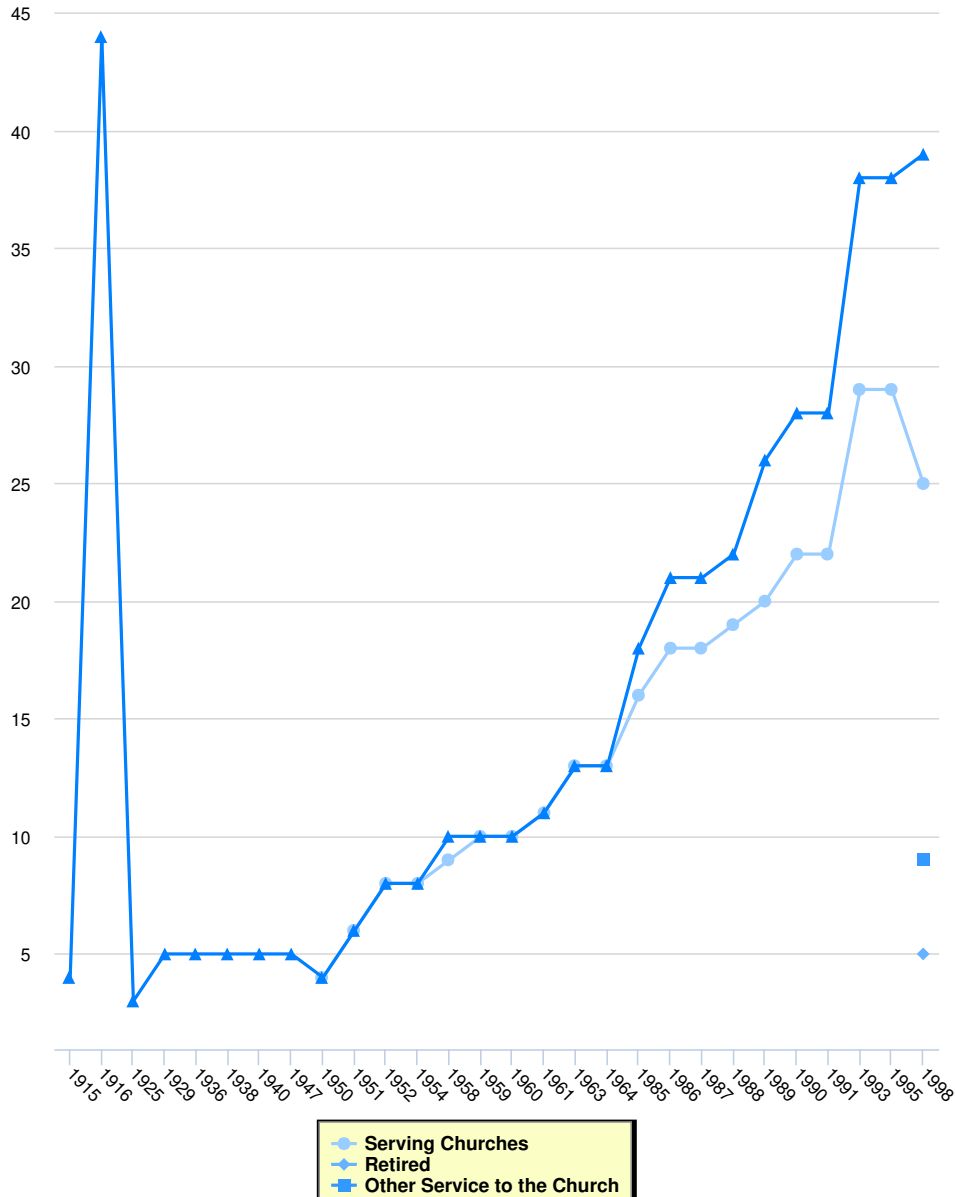
Simply click on the data set in the legend to make the values appear or disappear from the chart.

Membership

	Full Communicants	Average Attendance	Other Members	Total Inclusive Members	Total Churches	Membership Calculation Method
1998	2,548	0	670	3,218	27	
1995	2,550	0	540	3,090	27	
1993	2,550	0	540	3,090	27	
1991	2,615	0	1,000	3,615	26	
1990	2,750	0	446	3,196	25	
1989	2,764	0	1,572	4,336	26	
1988	2,873	0	0	2,873	26	
1987	2,899	0	596	3,495	26	
1986	2,978	0	603	3,581	26	
1985	3,006	0	0	3,006	27	

	Full Communicants	Average Attendance	Other Members	Total Inclusive Members	Total Churches	Membership Calculation Method
1964	0	0	0	6,142	32	
1963	0	0	0	6,200	32	
1961	0	0	0	6,030	32	
1960	0	0	0	6,151	32	
1959	0	0	0	6,103	32	
1958	0	0	0	6,028	32	
1954	0	0	0	5,276	32	
1952	0	0	0	5,143	32	
1951	0	0	0	4,090	32	
1950	281	0	4,719	5,000	32	
1947	0	0	0	4,920	32	
1940	3,741	0	797	4,538	41	
1938	5,150	0	1,750	6,900	41	
1936	5,000	0	1,600	6,600	41	
1929	4,200	0	0	4,200	38	
1925	3,105	0	0	3,105	34	
1916	1,714	0	0	1,714	23	
1915	1,000	0	0	1,000	21	

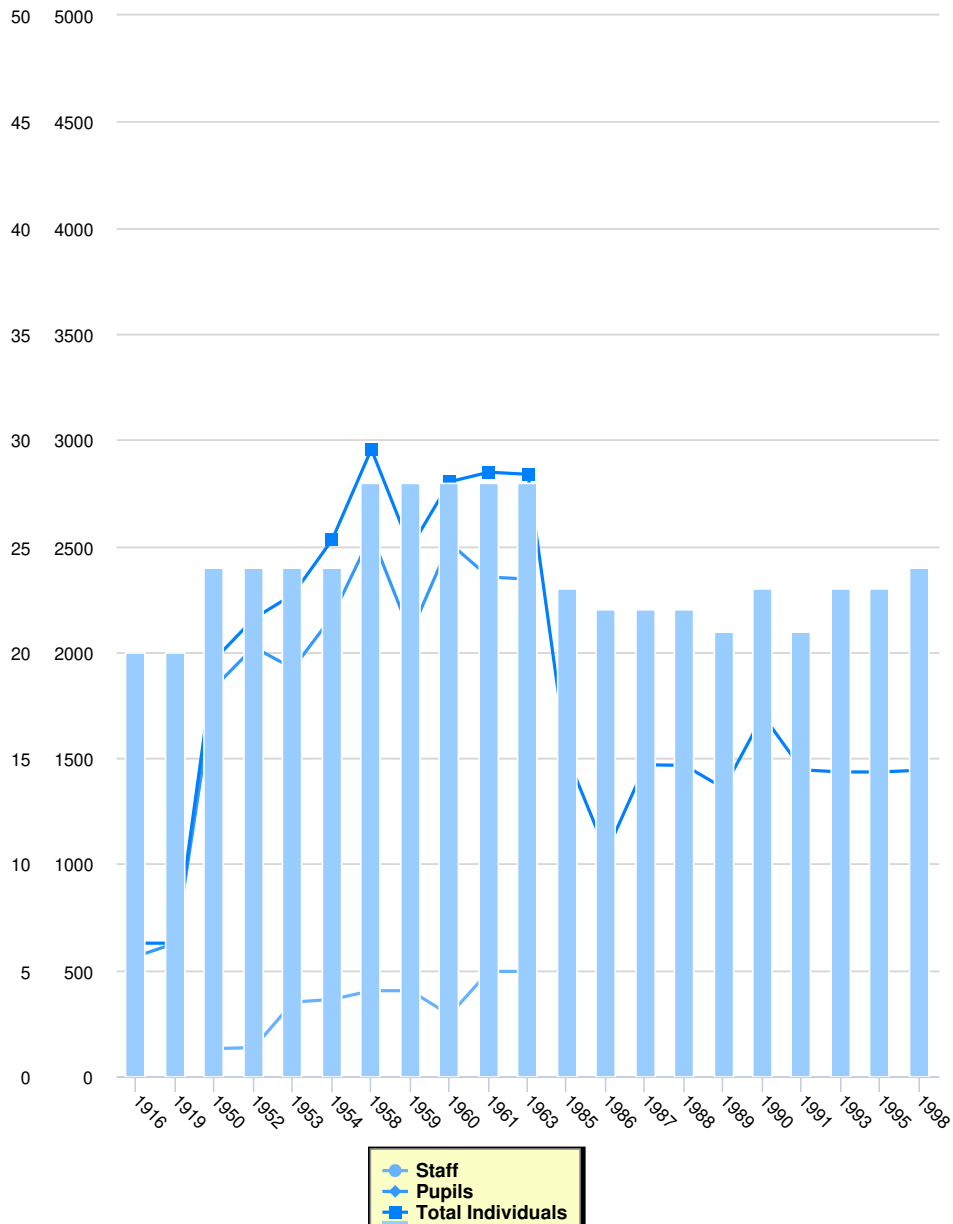
Clergy



	Clergy			
	Serving Churches	Retired	Other Service to the Church	Total Clergy
1998	25	5	9	39
1995	29	0	0	38
1993	29	0	0	38
1991	22	0	0	28
1990	22	0	0	28
1989	20	0	0	26
1988	19	0	0	22
1987	18	0	0	21
1986	18	0	0	21
1985	16	0	0	18
1964	13	0	0	13
1963	13	0	0	13
1961	11	0	0	11
1960	10	0	0	10

	Serving Churches	Retired	Other Service to the Church	Total Clergy
1959	10	0	0	10
1958	9	0	0	10
1954	8	0	0	8
1952	8	0	0	8
1951	6	0	0	6
1950	4	0	0	4
1947	0	0	0	5
1940	0	0	0	5
1938	0	0	0	5
1936	0	0	0	5
1929	0	0	0	5
1925	0	0	0	3
1916	0	0	0	44
1915	0	0	0	4

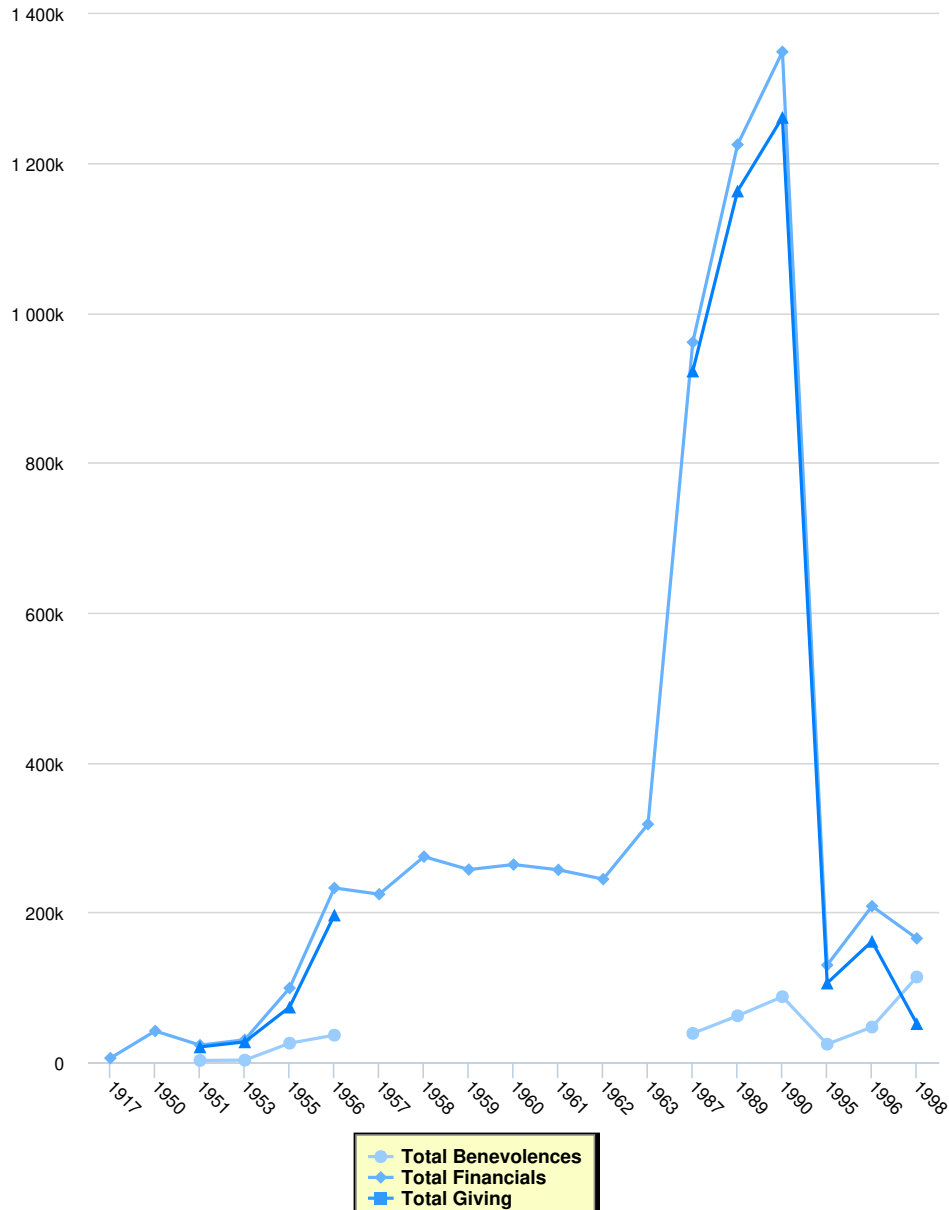
Education



	Education			
	Total Schools	Staff	Pupils	Total Individuals
1998	24	297	1,145	1,442
1995	23	0	0	1,434
1993	23	0	0	1,434
1991	21	0	0	1,444
1990	23	0	0	1,701
1989	21	0	0	1,357
1988	22	0	0	1,465
1987	22	0	0	1,468
1986	22	0	0	1,055
1985	23	0	0	1,506
1963	28	494	2,343	2,837
1961	28	494	2,353	2,847
1960	28	289	2,513	2,802

	Total Schools	Staff	Pupils	Total Individuals
1959	28	403	2,087	2,490
1958	28	403	2,552	2,955
1954	24	362	2,167	2,529
1953	24	349	1,922	2,271
1952	24	135	2,022	2,157
1950	24	130	1,835	1,965
1919	20	0	627	627
1916	20	62	565	627

Finance



Finance

	Total Benevolences	Total Financials	Total Giving	Local Expenses	Method
1998	\$113,719	\$165,184		\$51,465	
1996	\$46,874	\$208,181		\$161,307	
1995	\$24,029	\$129,620		\$105,591	
1990	\$87,400	\$1,348,185		\$1,260,785	
1989	\$61,926	\$1,224,426		\$1,162,500	
1987	\$38,445	\$960,720		\$922,275	
1963	\$0	\$317,514		\$0	
1962	\$0	\$244,266		\$0	
1961	\$0	\$256,697		\$0	
1960	\$0	\$263,721		\$0	
1959	\$0	\$257,049		\$0	
1958	\$0	\$274,269		\$0	
1957	\$0	\$224,150		\$0	

	Total Benevolences	Total Financials	Total Giving	Local Expenses	Method
1956	\$36,112	\$232,509		\$196,397	
1955	\$25,355	\$98,906		\$73,551	
1953	\$2,762	\$29,919		\$27,157	
1951	\$2,360	\$22,764		\$20,404	
1950	\$0	\$41,670		\$0	
1917	\$0	\$5,499		\$0	