



THE YEARBOOK

of American & Canadian Churches

ASSOCIATION OF STATISTICIANS OF AMERICAN RELIGIOUS BODIES

THE YEARBOOK OF AMERICAN & CANADIAN CHURCHES

Copyright © 2020 Association of Statisticians of American Religious Bodies All rights reserved.

No part of this book may be reproduced in any manner whatsoever without written permission of the publisher except in brief quotations embodied in critical articles or reviews. For more information, contact the Association of of Statisticians of American Religious Bodies

ABOUT THE YEARBOOK

The Yearbook of American & Canadian Churches has served as the definitive handbook of North American denominations since 1916. Over our 100 year history, The Yearbook has remained an authoritative source for the most accurate and complete compilation of statistical data for North American religious bodies. Now an interactive online application, The Yearbook continues to catalog census information for *** denominational religious bodies. As of 2020, the Yearbook represents ***,*** faithful members, ***,*** clergy, ***,*** congregations, **,*** educational bodies, and more than \$***,***,***,***.** in total financial commitment.

Each listing contains a brief paragraph about the religious body, contact information for the group, and informative graphs detailing current and historical statistical data. Previously stewarded by the National Council of Churches, The Yearbook is overseen by the Association of Statisticians of American Religious Bodies (ASARB). in partnership with The National Council of Churches and Lake Institute on Faith and Giving. We invite you to join our effort by adding data for your religious group, becoming an ASARB member or making a contribution to our cause.

Visit us online at www.asarb.org.

OUR PARTNERS



CANADIAN CONVENTION OF SOUTHERN BAPTISTS



Headquarters

100 Convention Way
Cochrane AB T4C 2G2
Canada
[\(403\)932-5688](tel:(403)932-5688)
office@cnbc.ca
<http://cnbc.ca/>
[Christian Protestant TO BE
ALLOCATED](#)

Attesting Officer

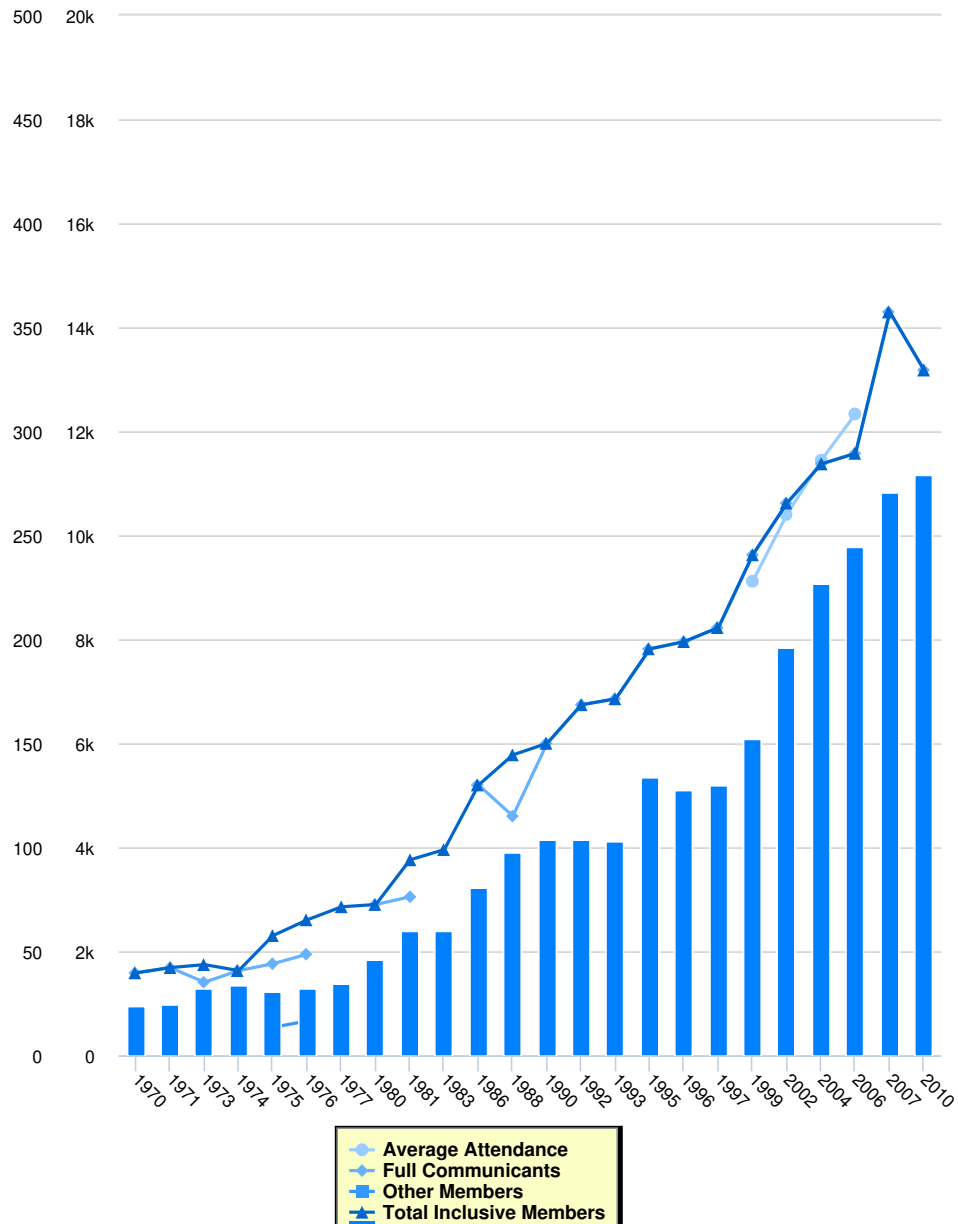
ROBERT SHELTON
Exec. Director
[\(403\)932-5688](tel:(403)932-5688)
office@cnbc.ca

Media Contact

EXEC. DIR.-TREAS.,
REV. GERALD TAILLON

The Canadian Convention of Southern Baptists was formed at the Annual Meeting, May 7-9, 1985, in Kelowna, British Columbia. It was formerly known as the Canadian Baptist Conference, founded in Kamloops, British Columbia, in 1959 by pastors of existing churches.

Membership



Instructions for the Chart and Legend

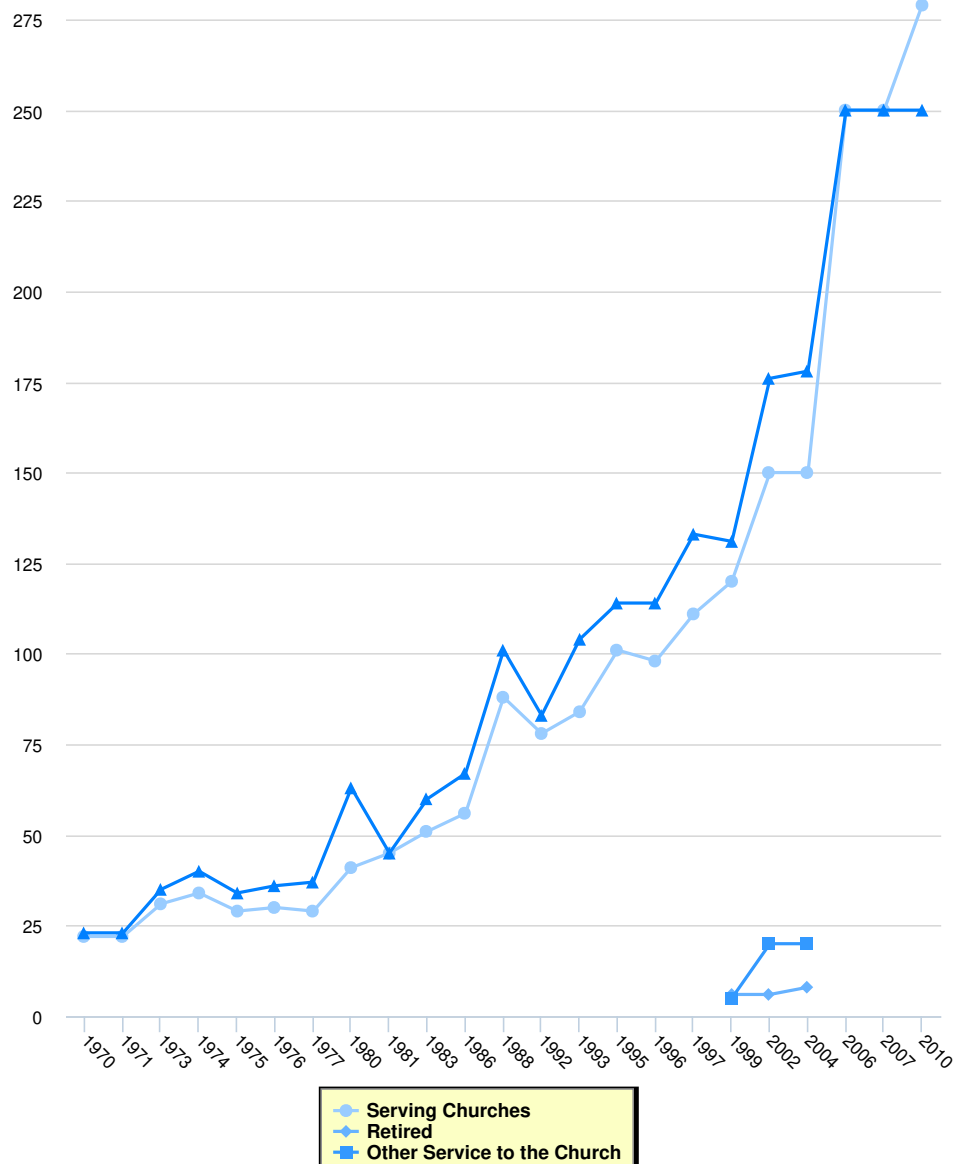
Simply click on the data set in the legend to make the values appear or disappear from the chart.

Membership

	Full Communicants	Average Attendance	Other Members	Total Inclusive Members	Total Churches	Membership Calculation Method
2010	13,180	0	0	13,180	279	
2007	14,297	0	0	14,297	271	
2006	11,578	12,336	0	11,578	245	
2004	11,374	11,446	0	11,374	227	
2002	10,622	10,403	0	10,622	196	
1999	9,626	9,118	0	9,626	152	
1997	8,228	0	0	8,228	130	
1996	7,957	0	0	7,957	128	
1995	7,818	0	0	7,818	134	
1993	6,857	0	0	6,857	103	

	Full Communicants	Average Attendance	Other Members	Total Inclusive Members	Total Churches	Membership Calculation Method
1992	6,743	0	0	6,743	104	
1990	6,001	0	0	6,001	104	
1988	4,602	0	1,177	5,779	98	
1986	5,200	0	0	5,200	81	
1983	0	0	0	3,958	60	
1981	3,050	0	711	3,761	60	
1980	2,902	0	0	2,902	46	
1977	0	0	0	2,858	35	
1976	1,946	0	661	2,607	32	
1975	1,763	0	541	2,304	31	
1974	1,631	0	0	1,631	34	
1973	1,407	0	339	1,746	32	
1971	1,688	0	0	1,688	25	
1970	1,587	0	0	1,587	24	

Clergy

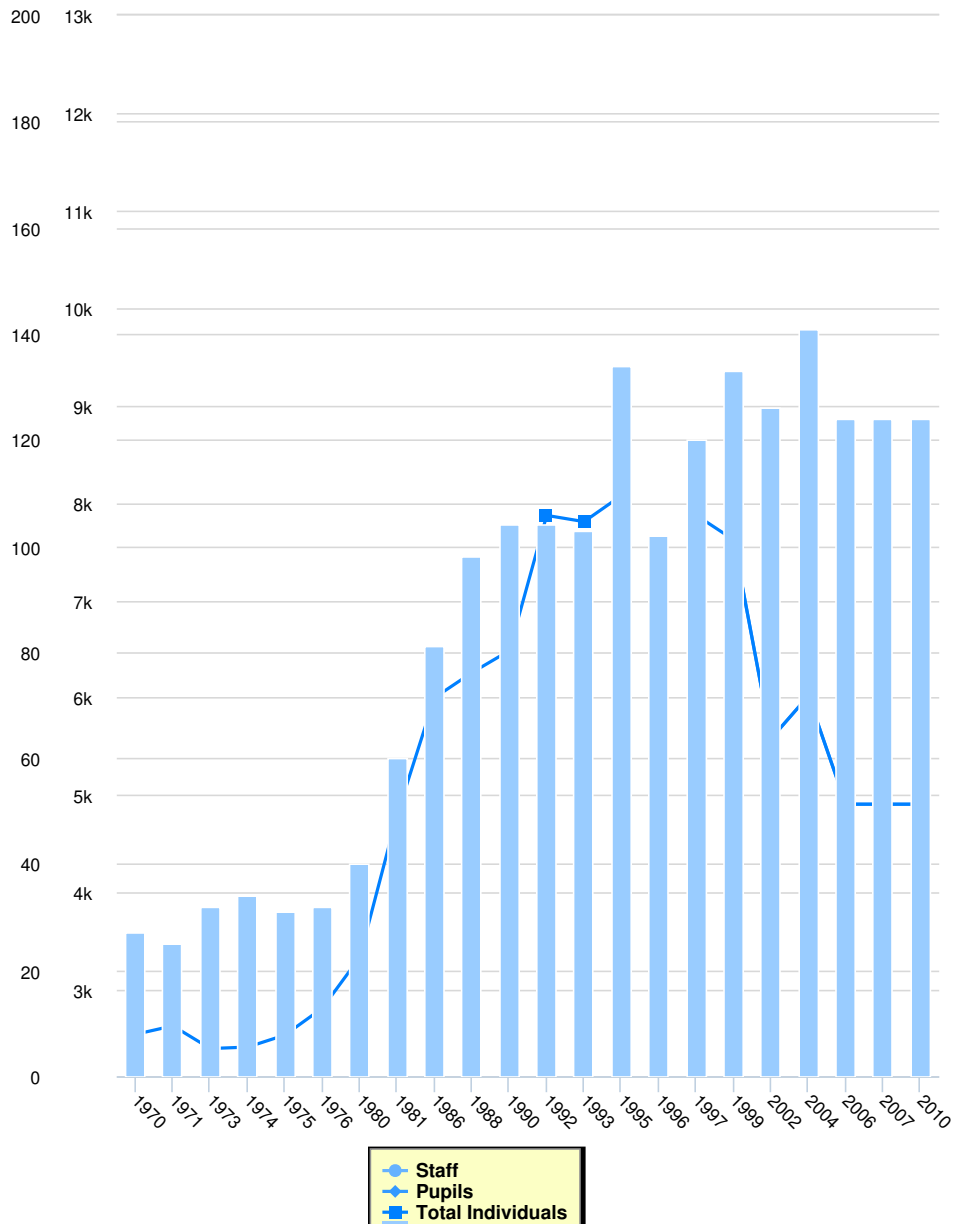


Clergy

	Serving Churches	Retired	Other Service to the Church	Total Clergy
2010	279	0	0	250
2007	250	0	0	250
2006	250	0	0	250
2004	150	8	20	178
2002	150	6	20	176
1999	120	6	5	131
1997	111	0	0	133
1996	98	0	0	114
1995	101	0	0	114
1993	84	0	0	104
1992	78	0	0	83
1988	88	0	0	101
1986	56	0	0	67
1983	51	0	0	60

	Serving Churches	Retired	Other Service to the Church	Total Clergy
1981	45	0	0	45
1980	41	0	0	63
1977	29	0	0	37
1976	30	0	0	36
1975	29	0	0	34
1974	34	0	0	40
1973	31	0	0	35
1971	22	0	0	23
1970	22	0	0	23

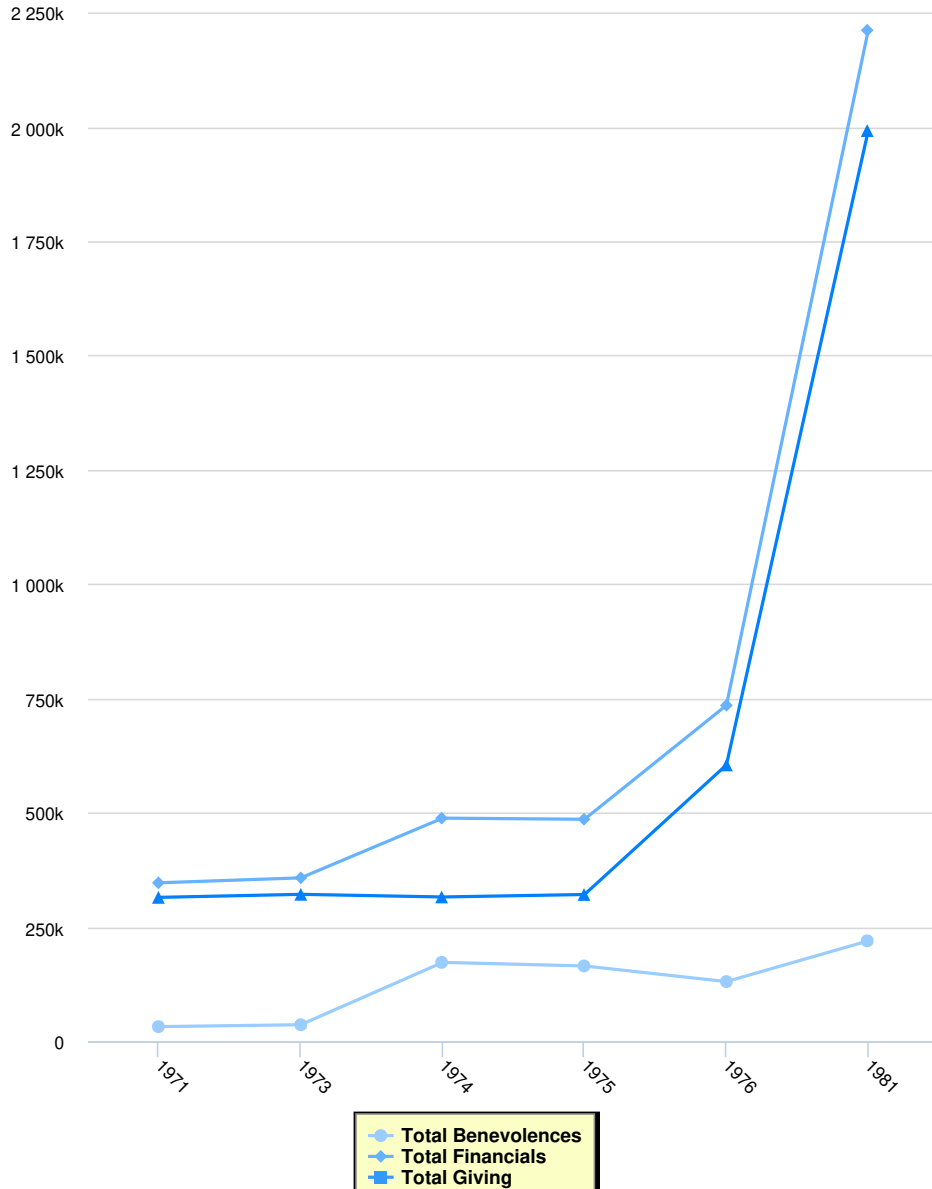
Education



	Education			
	Total Schools	Staff	Pupils	Total Individuals
2010	124	0	4,907	4,907
2007	124	0	4,907	4,907
2006	124	0	4,907	4,907
2004	141	0	6,018	6,018
2002	126	0	5,579	5,579
1999	133	0	7,620	7,620
1997	120	0	0	7,872
1996	102	0	0	0
1995	134	0	0	8,074
1993	103	0	0	7,806
1992	104	0	0	7,870
1990	104	0	0	6,482
1988	98	0	0	6,257

	Total Schools	Staff	Pupils	Total Individuals
1986	81	0	0	6,000
1981	60	0	0	4,800
1980	40	0	0	3,337
1976	32	0	0	2,815
1975	31	0	0	2,539
1974	34	0	0	2,415
1973	32	0	0	2,400
1971	25	0	0	2,633
1970	27	0	0	2,546

Finance



Finance

	Total Benevolences	Total Financials	Total Giving	Local Expenses	Method
1981	\$219,500	\$2,211,500		\$1,992,000	
1976	\$130,404	\$734,688		\$604,284	
1975	\$164,590	\$485,491		\$320,901	
1974	\$172,430	\$487,938		\$315,508	
1973	\$36,036	\$357,312		\$321,276	
1971	\$31,861	\$346,490		\$314,629	