



THE YEARBOOK

of American & Canadian Churches

ASSOCIATION OF STATISTICIANS OF AMERICAN RELIGIOUS BODIES

THE YEARBOOK OF AMERICAN & CANADIAN CHURCHES

Copyright © 2020 Association of Statisticians of American Religious Bodies All rights reserved.

No part of this book may be reproduced in any manner whatsoever without written permission of the publisher except in brief quotations embodied in critical articles or reviews. For more information, contact the Association of of Statisticians of American Religious Bodies

ABOUT THE YEARBOOK

The Yearbook of American & Canadian Churches has served as the definitive handbook of North American denominations since 1916. Over our 100 year history, The Yearbook has remained an authoritative source for the most accurate and complete compilation of statistical data for North American religious bodies. Now an interactive online application, The Yearbook continues to catalog census information for *** denominational religious bodies. As of 2020, the Yearbook represents ***,*** faithful members, ***,*** clergy, ***,*** congregations, **,*** educational bodies, and more than \$***,***,***,***.** in total financial commitment.

Each listing contains a brief paragraph about the religious body, contact information for the group, and informative graphs detailing current and historical statistical data. Previously stewarded by the National Council of Churches, The Yearbook is overseen by the Association of Statisticians of American Religious Bodies (ASARB). in partnership with The National Council of Churches and Lake Institute on Faith and Giving. We invite you to join our effort by adding data for your religious group, becoming an ASARB member or making a contribution to our cause.

Visit us online at www.asarb.org.

OUR PARTNERS



SOUTHERN METHODIST CHURCH



Headquarters

425 Broughton St.
Orangeburg, SC 29115
United States
[\(803\)536-1378](tel:(803)536-1378)
smpresid@bellsouth.net
<http://www.thesmc.org>
[Christian Protestant TO BE
ALLOCATED](#)

Attesting Officer

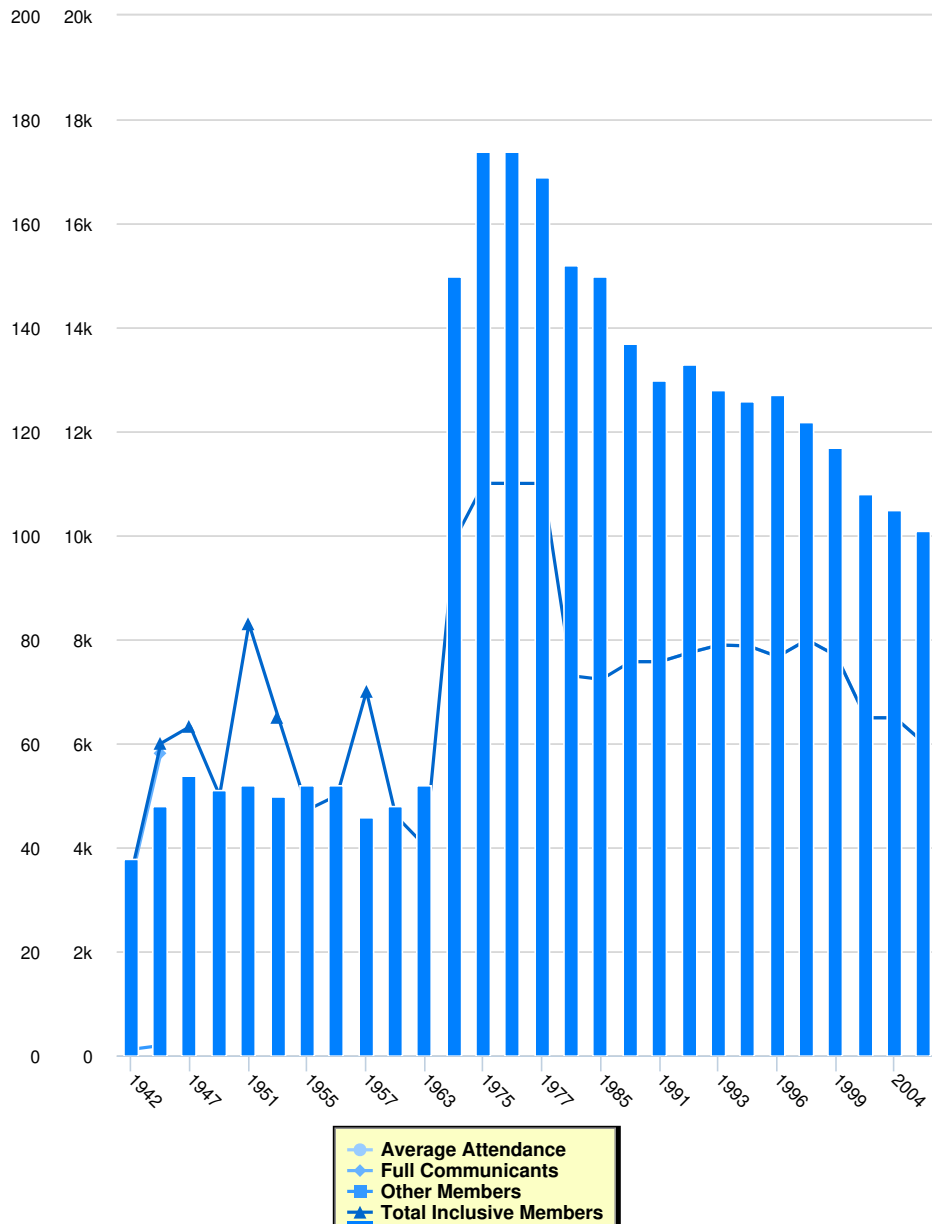
JOHN T. HUCKS, JR.
President
[\(803\)536-1378](tel:(803)536-1378)
smpresid@bellsouth.net

Media Contact

PRES., REV. JOHN T. HUCKS,
JR.

Organized in 1939, this body is composed of congregations desirous of continuing in true Biblical Methodism and preserving the fundamental doctrines and beliefs of the Methodist Episcopal Church, South. These congregations declined to be a party to the merger of the Methodist Episcopal Church, The Methodist Episcopal Church, South and the Methodist Protestant Church into The Methodist Church.

Membership



Instructions for the Chart and Legend

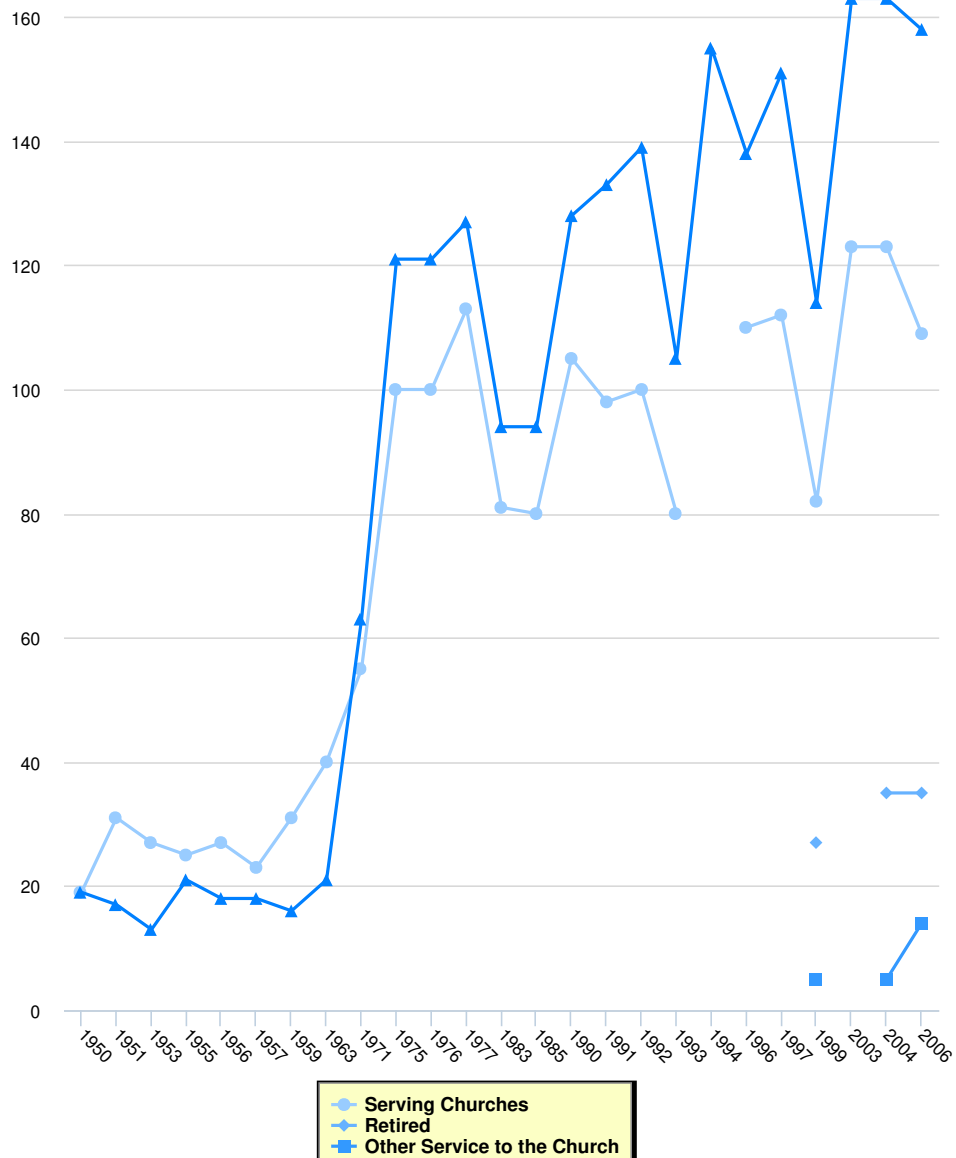
Simply click on the data set in the legend to make the values appear or disappear from the chart.

Membership

	Full Communicants	Average Attendance	Other Members	Total Inclusive Members	Total Churches	Membership Calculation Method
2006	6,000	0	0	6,000	101	
2004	6,493	0	0	6,493	105	
2003	6,493	0	0	6,493	108	
1999	7,686	4,549	0	7,686	117	
1997	7,992	0	0	7,992	122	
1996	7,669	0	0	7,669	127	
1994	7,876	0	0	7,876	126	
1993	7,891	0	0	7,891	128	
1992	7,745	0	0	7,745	133	
1991	7,572	0	0	7,572	130	

	Full Communicants	Average Attendance	Other Members	Total Inclusive Members	Total Churches	Membership Calculation Method
1990	7,572	0	0	7,572	137	
1985	0	0	0	7,231	150	
1983	7,300	0	0	7,300	152	
1977	0	0	0	11,000	169	
1976	11,000	0	0	11,000	174	
1975	11,000	0	0	11,000	174	
1971	0	0	0	9,917	150	
1963	0	0	0	4,025	52	
1959	0	0	0	4,608	48	
1957	0	0	0	7,000	46	
1956	0	0	0	5,000	52	
1955	0	0	0	4,724	52	
1953	0	0	0	6,500	50	
1951	0	0	0	8,300	52	
1950	0	0	0	5,000	51	
1947	0	0	0	6,327	54	
1944	5,810	0	190	6,000	48	
1942	3,400	0	117	3,517	38	

Clergy

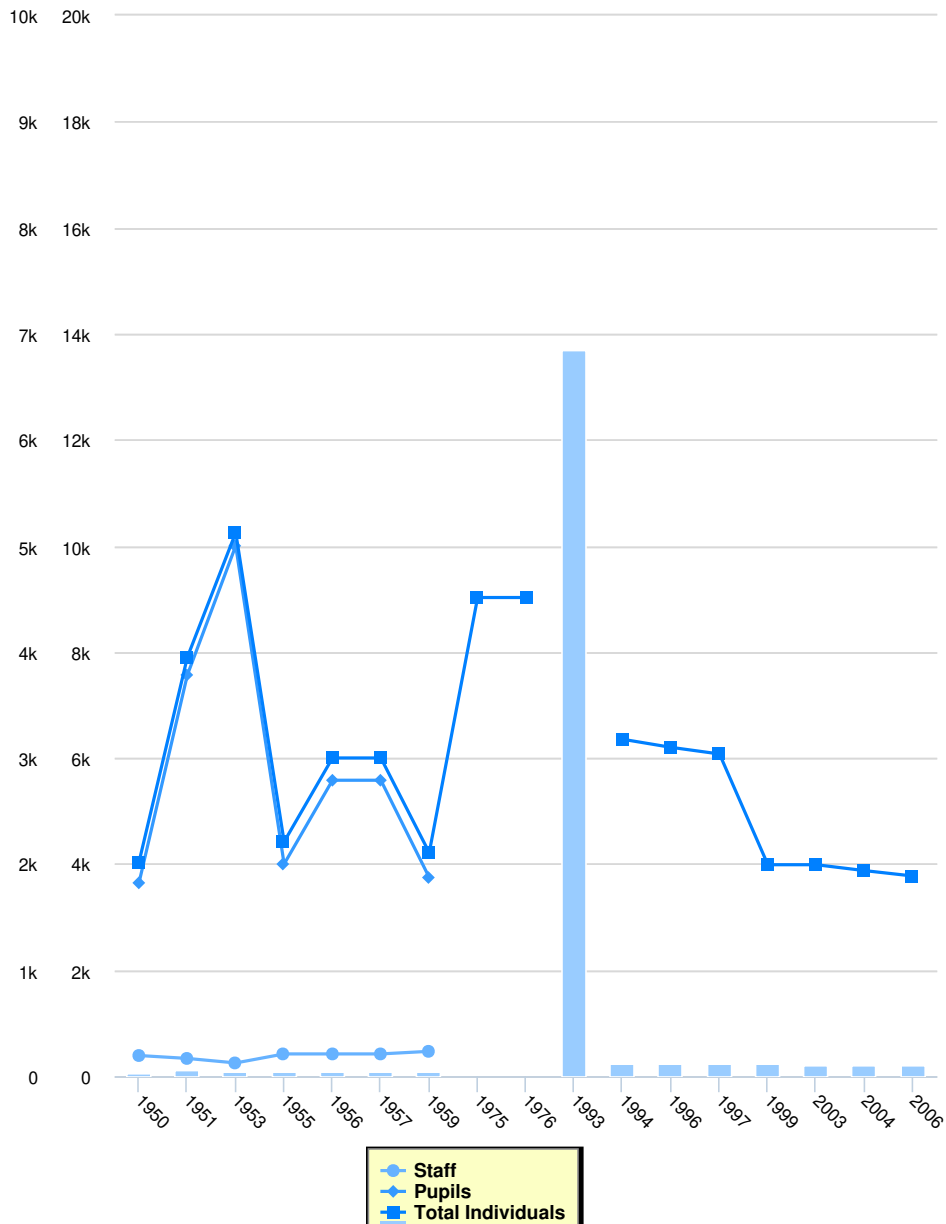


Clergy

	Serving Churches	Retired	Other Service to the Church	Total Clergy
2006	109	35	14	158
2004	123	35	5	163
2003	123	0	0	163
1999	82	27	5	114
1997	112	0	0	151
1996	110	0	0	138
1994	0	0	0	155
1993	80	0	0	105
1992	100	0	0	139
1991	98	0	0	133
1990	105	0	0	128
1985	80	0	0	94
1983	81	0	0	94
1977	113	0	0	127

	Serving Churches	Retired	Other Service to the Church	Total Clergy
1976	100	0	0	121
1975	100	0	0	121
1971	55	0	0	63
1963	40	0	0	21
1959	31	0	0	16
1957	23	0	0	18
1956	27	0	0	18
1955	25	0	0	21
1953	27	0	0	13
1951	31	0	0	17
1950	19	0	0	19

Education

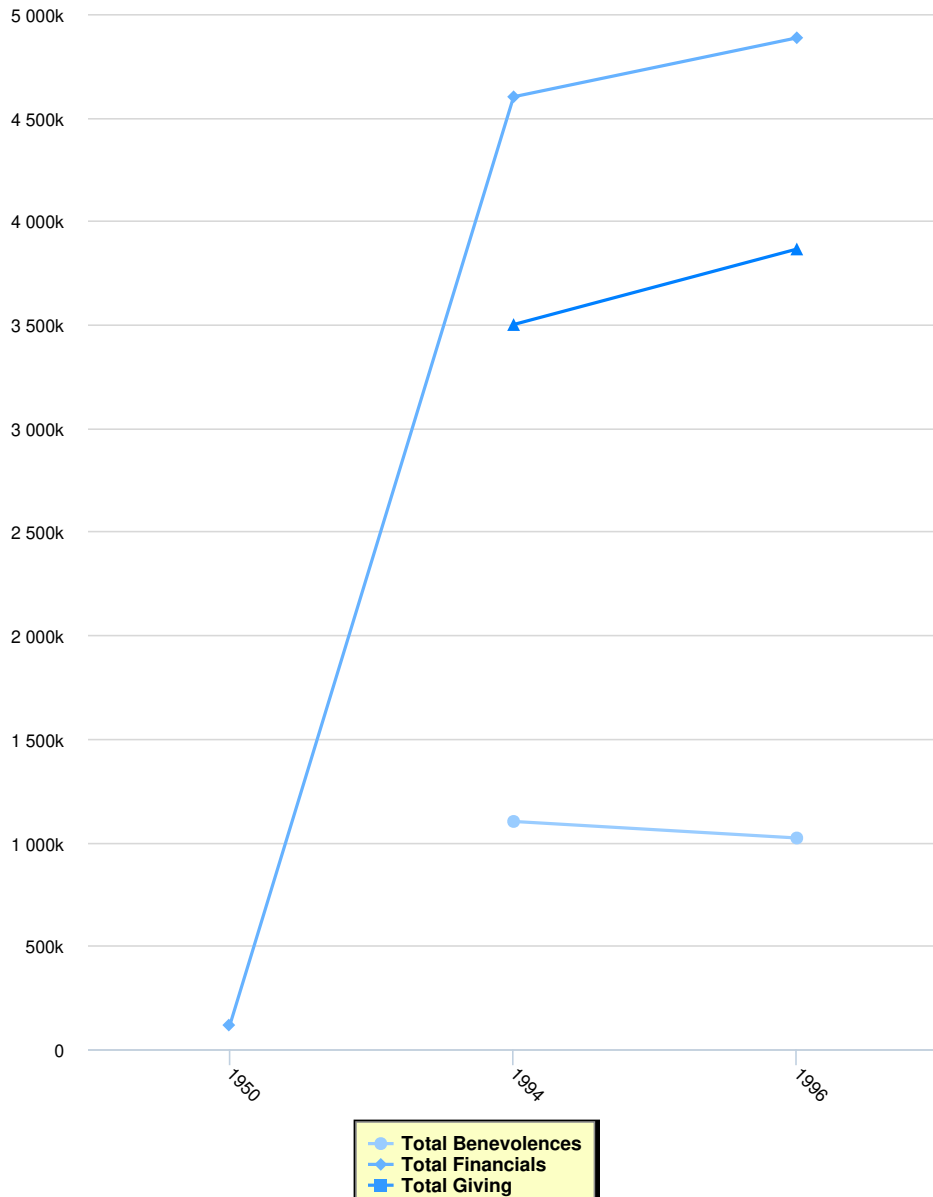


Education

	Total Schools	Staff	Pupils	Total Individuals
2006	105	0	0	3,774
2004	105	0	0	3,876
2003	108	0	0	3,987
1999	115	0	0	3,987
1997	118	0	0	6,075
1996	127	0	0	6,200
1994	126	0	0	6,352
1993	6,850	0	0	0
1976	0	0	0	9,025
1975	0	0	0	9,025
1959	44	469	3,746	4,215
1957	42	420	5,580	6,000
1956	52	420	5,580	6,000

	Total Schools	Staff	Pupils	Total Individuals
1955	50	420	4,000	4,420
1953	50	250	10,000	10,250
1951	55	335	7,565	7,900
1950	23	390	3,645	4,035

Finance



	Finance				
	Total Benevolences	Total Financials	Total Giving	Local Expenses	Method
1996	\$1,020,000	\$4,885,000		\$3,865,000	
1994	\$1,100,000	\$4,600,000		\$3,500,000	
1950	\$0	\$116,478		\$0	