



THE YEARBOOK

of American & Canadian Churches

ASSOCIATION OF STATISTICIANS OF AMERICAN RELIGIOUS BODIES

THE YEARBOOK OF AMERICAN & CANADIAN CHURCHES

Copyright © 2021 Association of Statisticians of American Religious Bodies All rights reserved.

No part of this book may be reproduced in any manner whatsoever without written permission of the publisher except in brief quotations embodied in critical articles or reviews. For more information, contact the Association of of Statisticians of American Religious Bodies

ABOUT THE YEARBOOK

The Yearbook of American & Canadian Churches has served as the definitive handbook of North American denominations since 1916. Over our 100 year history, The Yearbook has remained an authoritative source for the most accurate and complete compilation of statistical data for North American religious bodies. Now an interactive online application, The Yearbook continues to catalog census information for *** denominational religious bodies. As of 2020, the Yearbook represents ***,*** faithful members, ***,*** clergy, ***,*** congregations, **,*** educational bodies, and more than \$***,***,***,***.** in total financial commitment.


Each listing contains a brief paragraph about the religious body, contact information for the group, and informative graphs detailing current and historical statistical data. Previously stewarded by the National Council of Churches, The Yearbook is overseen by the Association of Statisticians of American Religious Bodies (ASARB). in partnership with The National Council of Churches and Lake Institute on Faith and Giving. We invite you to join our effort by adding data for your religious group, becoming an ASARB member or making a contribution to our cause.

Visit us online at www.asarb.org.

OUR PARTNERS



CANADIAN BAPTISTS OF WESTERN CANADA



Headquarters

#201 221 10th Ave SE
Calgary AB T2G 0V9
Canada

[403-228-9559](tel:403-228-9559)

office@cbwc.ca

<https://cbwc.ca/>

[Christian Protestant TO BE
ALLOCATED](#)

Attesting Officer

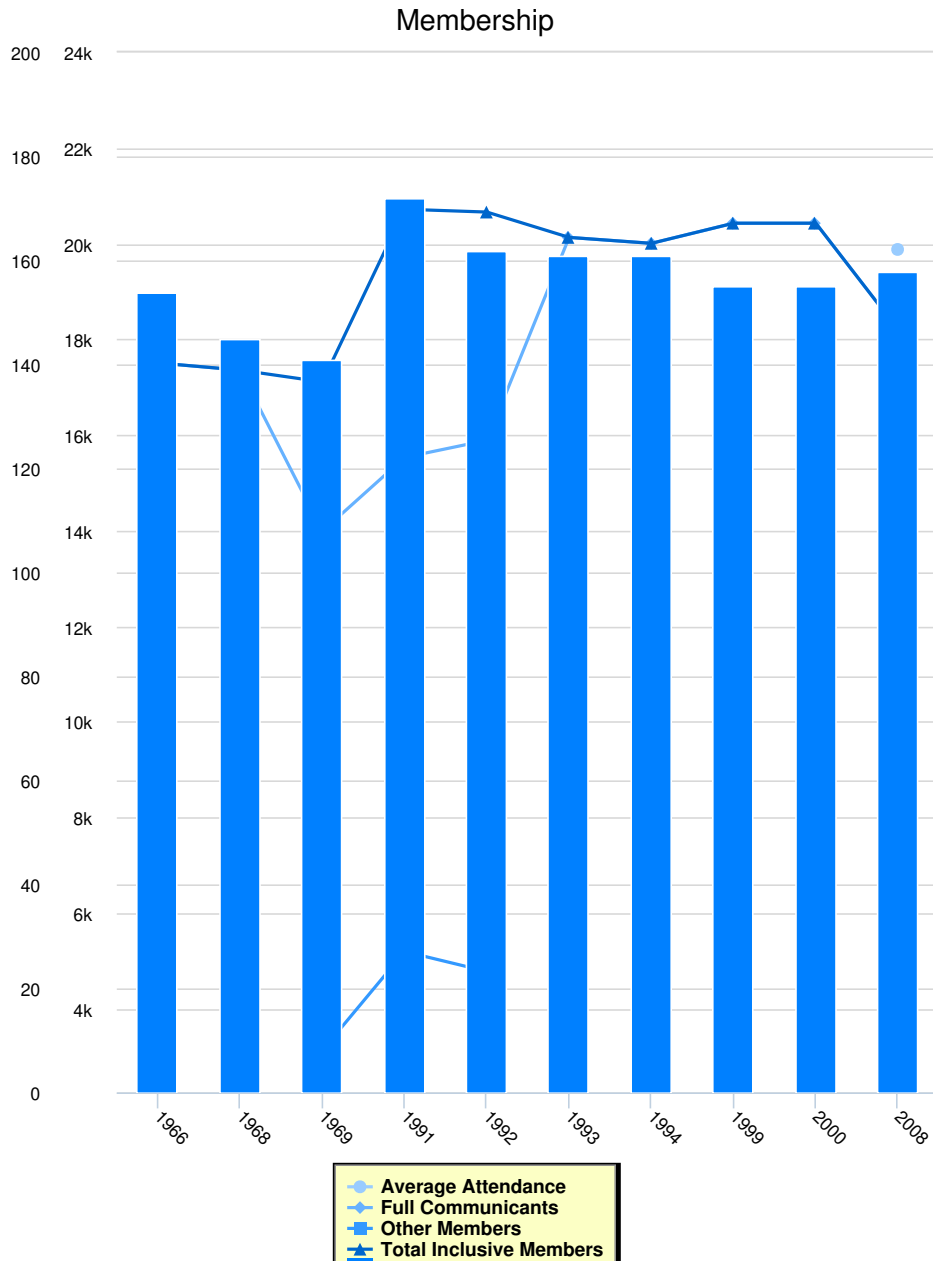
REV. JEREMY BELL
Executive Minister

[\(403\)228-9559](tel:403-228-9559)

jbell@cbwc.ca

Media Contact

EXEC. MIN., REV. JEREMY
BELL



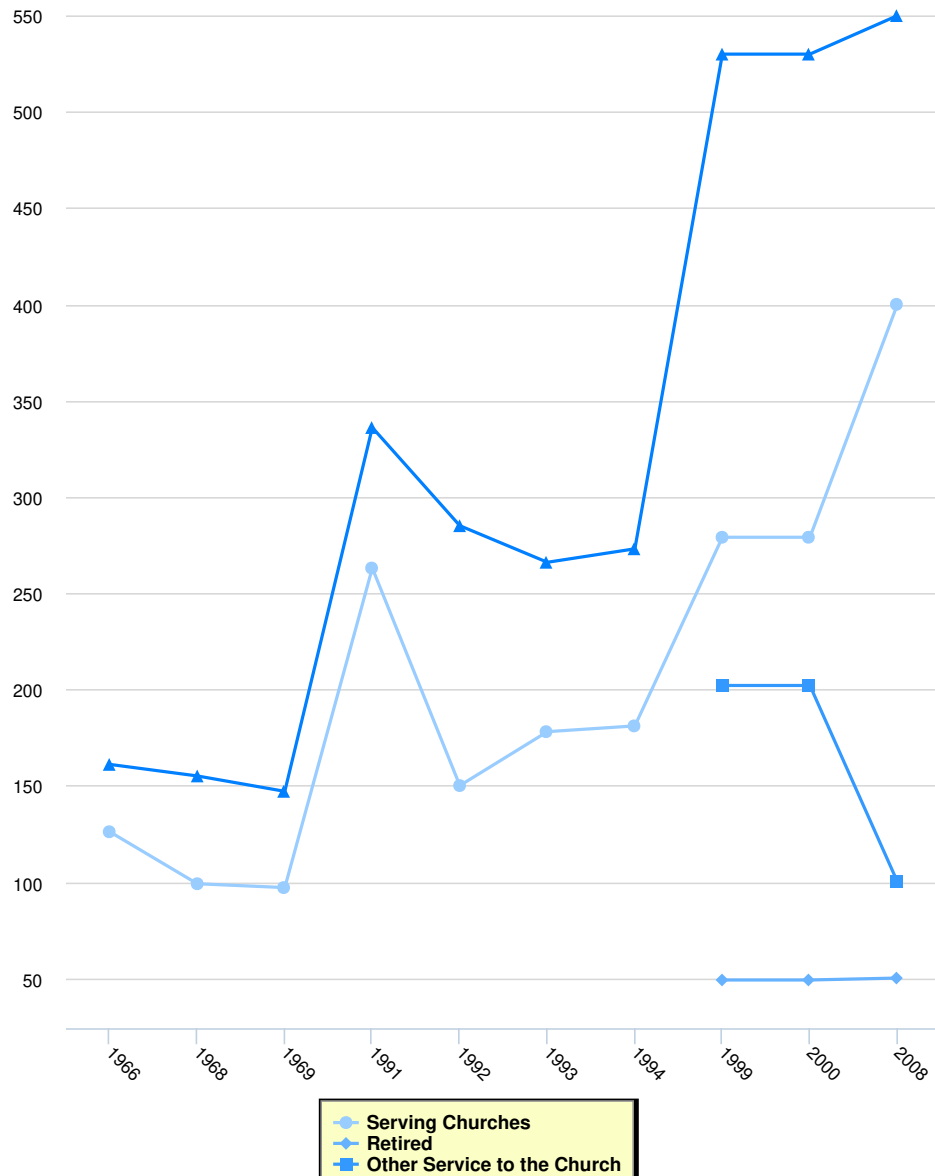
Instructions for the Chart and Legend

Simply click on the data set in the legend to make the values appear or disappear from the chart.

Membership

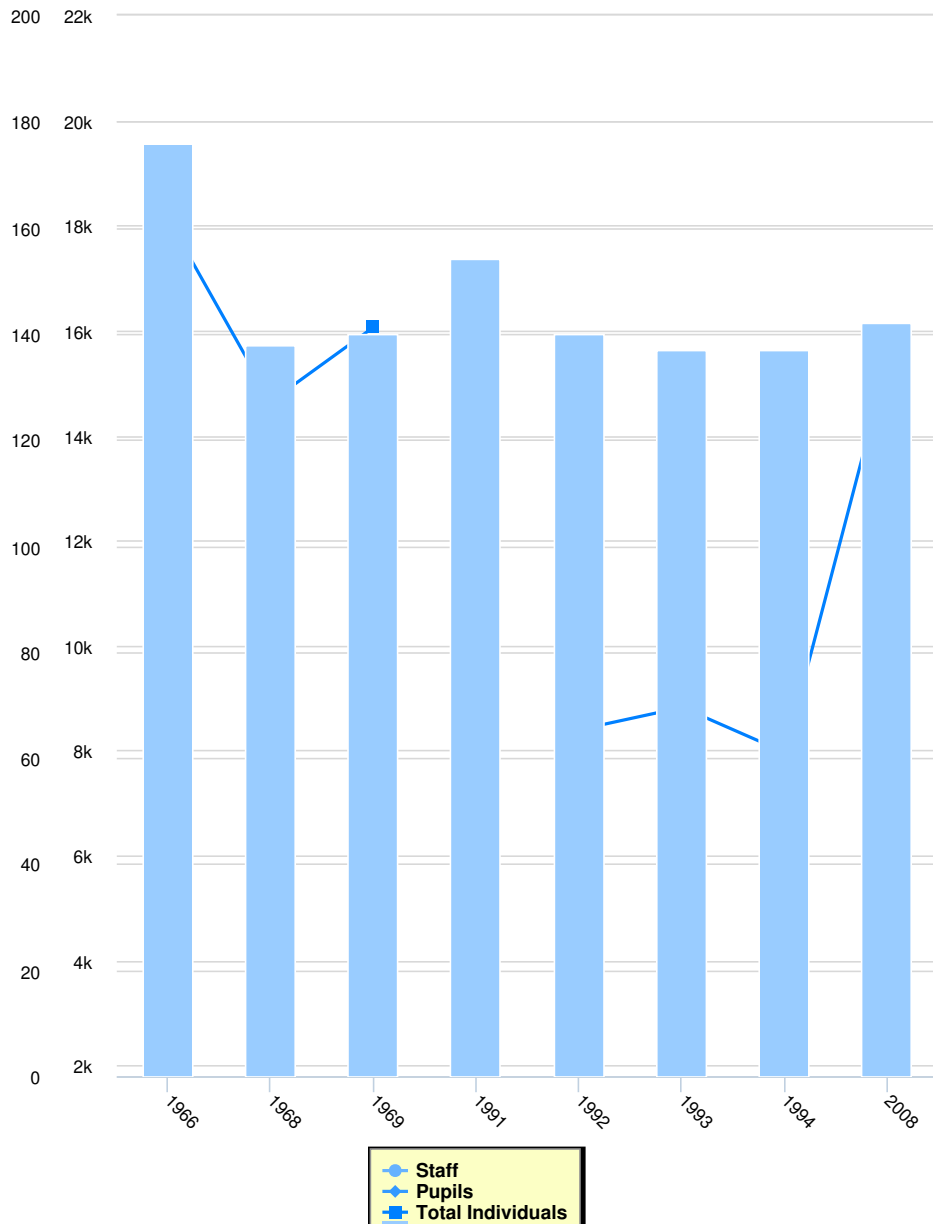
	Full Communicants	Average Attendance	Other Members	Total Inclusive Members	Total Churches	Membership Calculation Method
2008	18,200	19,878	0	18,200	158	
2000	20,427	0	0	20,427	155	
1999	20,427	0	0	20,427	155	
1994	20,006	0	0	20,006	161	
1993	20,130	0	0	20,130	161	
1992	15,886	0	4,774	20,660	162	
1991	15,528	0	5,191	20,719	172	
1969	13,983	0	3,124	17,107	141	
1968	17,354	0	0	17,354	145	
1966	17,504	0	0	17,504	154	

Clergy



	Clergy			
	Serving Churches	Retired	Other Service to the Church	Total Clergy
2008	400	50	100	550
2000	279	49	202	530
1999	279	49	202	530
1994	181	0	0	273
1993	178	0	0	266
1992	150	0	0	285
1991	263	0	0	336
1969	97	0	0	147
1968	99	0	0	155
1966	126	0	0	161

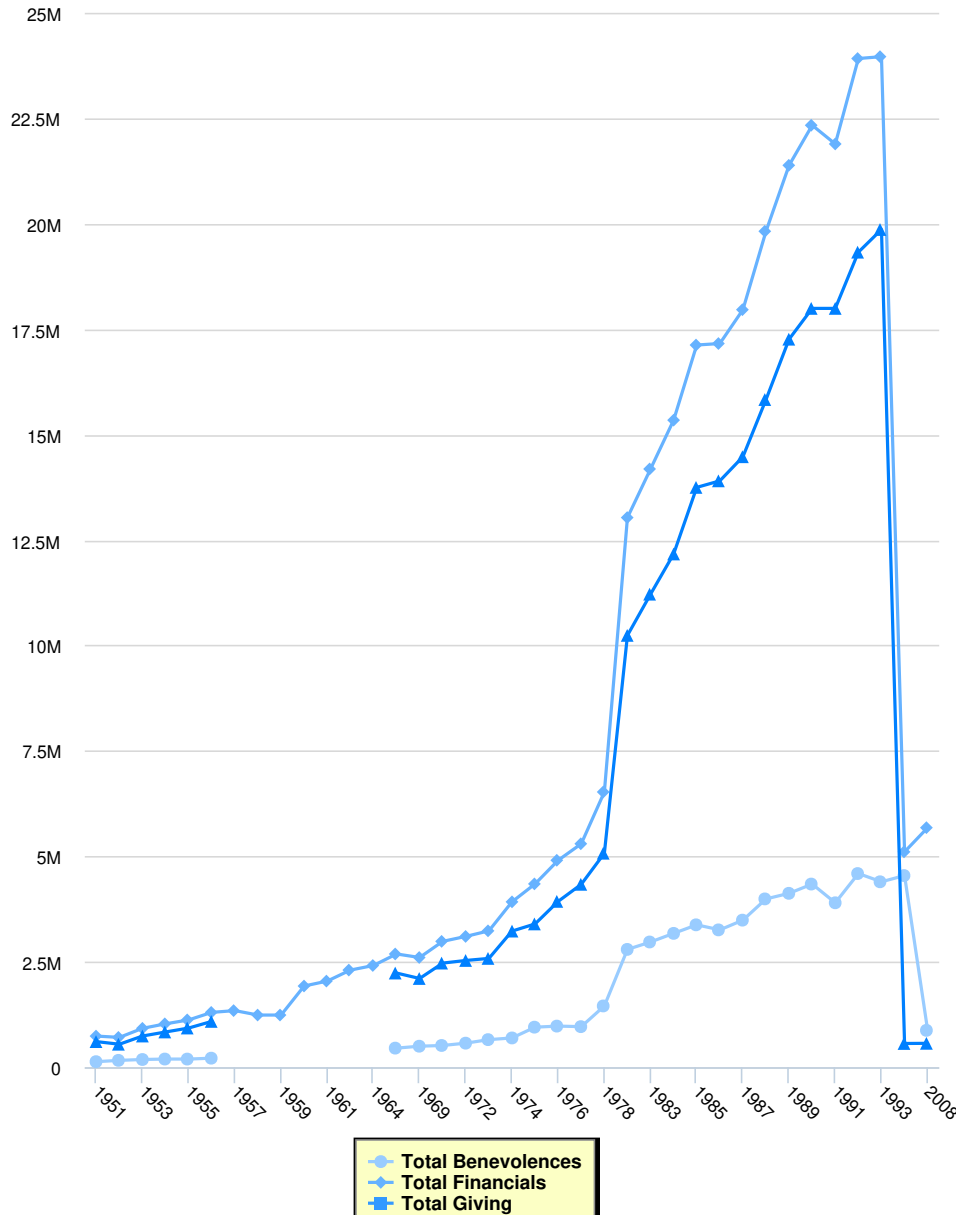
Education



Education

	Total Schools	Staff	Pupils	Total Individuals
2008	142	2,572	12,859	15,432
1994	137	0	0	7,961
1993	137	0	0	8,820
1992	140	0	0	8,396
1991	154	0	0	0
1969	140	0	0	16,065
1968	138	0	0	14,649
1966	176	0	0	18,122

Finance



Finance

	Total Benevolences	Total Financials	Total Giving	Local Expenses	Method
2008	\$874,041	\$5,681,170		\$566,299	
1999	\$4,545,143	\$5,107,654		\$562,511	
1993	\$4,397,711	\$23,968,021		\$19,868,346	
1992	\$4,593,007	\$23,923,585		\$19,330,578	
1991	\$3,899,507	\$21,896,817		\$17,997,310	
1990	\$4,343,447	\$22,340,757		\$17,997,310	
1989	\$4,124,153	\$21,390,956		\$17,266,803	
1988	\$3,991,411	\$19,826,579		\$15,835,168	
1987	\$3,487,905	\$17,966,636		\$14,478,731	
1986	\$3,256,910	\$17,163,843		\$13,906,933	
1985	\$3,376,666	\$17,128,497		\$13,751,831	
1984	\$3,174,194	\$15,346,644		\$12,172,450	
1983	\$2,969,614	\$14,188,522		\$11,218,908	

	Total Benevolences	Total Financials	Total Giving	Local Expenses	Method
1982	\$2,793,783	\$13,035,567		\$10,241,784	
1978	\$1,452,779	\$6,527,681		\$5,074,902	
1977	\$961,745	\$5,299,235		\$4,337,490	
1976	\$974,750	\$4,907,663		\$3,932,913	
1975	\$949,657	\$4,347,626		\$3,397,969	
1974	\$693,644	\$3,921,788		\$3,228,144	
1973	\$653,873	\$3,234,193		\$2,580,320	
1972	\$570,191	\$3,101,734		\$2,531,543	
1971	\$515,297	\$2,984,476		\$2,469,179	
1969	\$497,831	\$2,601,976		\$2,104,145	
1968	\$452,592	\$2,685,462		\$2,232,870	
1964	\$0	\$2,411,956		\$0	
1962	\$0	\$2,303,727		\$0	
1961	\$0	\$2,042,530		\$0	
1960	\$0	\$1,925,312		\$0	
1959	\$0	\$1,236,901		\$0	
1958	\$0	\$1,236,901		\$0	
1957	\$0	\$1,342,242		\$0	
1956	\$214,256	\$1,300,420		\$1,086,164	
1955	\$192,649	\$1,121,845		\$929,196	
1954	\$193,305	\$1,028,806		\$835,501	
1953	\$182,530	\$922,100		\$739,570	
1952	\$162,249	\$707,163		\$544,914	
1951	\$131,105	\$738,228		\$607,123	