



THE YEARBOOK

of American & Canadian Churches

ASSOCIATION OF STATISTICIANS OF AMERICAN RELIGIOUS BODIES

THE YEARBOOK OF AMERICAN & CANADIAN CHURCHES

Copyright © 2020 Association of Statisticians of American Religious Bodies All rights reserved.

No part of this book may be reproduced in any manner whatsoever without written permission of the publisher except in brief quotations embodied in critical articles or reviews. For more information, contact the Association of of Statisticians of American Religious Bodies

ABOUT THE YEARBOOK

The Yearbook of American & Canadian Churches has served as the definitive handbook of North American denominations since 1916. Over our 100 year history, The Yearbook has remained an authoritative source for the most accurate and complete compilation of statistical data for North American religious bodies. Now an interactive online application, The Yearbook continues to catalog census information for *** denominational religious bodies. As of 2020, the Yearbook represents ***,*** faithful members, ***,*** clergy, ***,*** congregations, **,*** educational bodies, and more than \$***,***,***,***.** in total financial commitment.


Each listing contains a brief paragraph about the religious body, contact information for the group, and informative graphs detailing current and historical statistical data. Previously stewarded by the National Council of Churches, The Yearbook is overseen by the Association of Statisticians of American Religious Bodies (ASARB). in partnership with The National Council of Churches and Lake Institute on Faith and Giving. We invite you to join our effort by adding data for your religious group, becoming an ASARB member or making a contribution to our cause.

Visit us online at www.asarb.org.

OUR PARTNERS



CHURCHES OF CHRIST IN CANADA



Headquarters

Canada

maxc@strathmorecofc.ca

<https://www.churchesofchrist.ca>

Christian Protestant TO BE

ALLOCATED

Attesting Officer

MAX E. CRADDOCK

Managing Editor, Herald

(416)461-7406

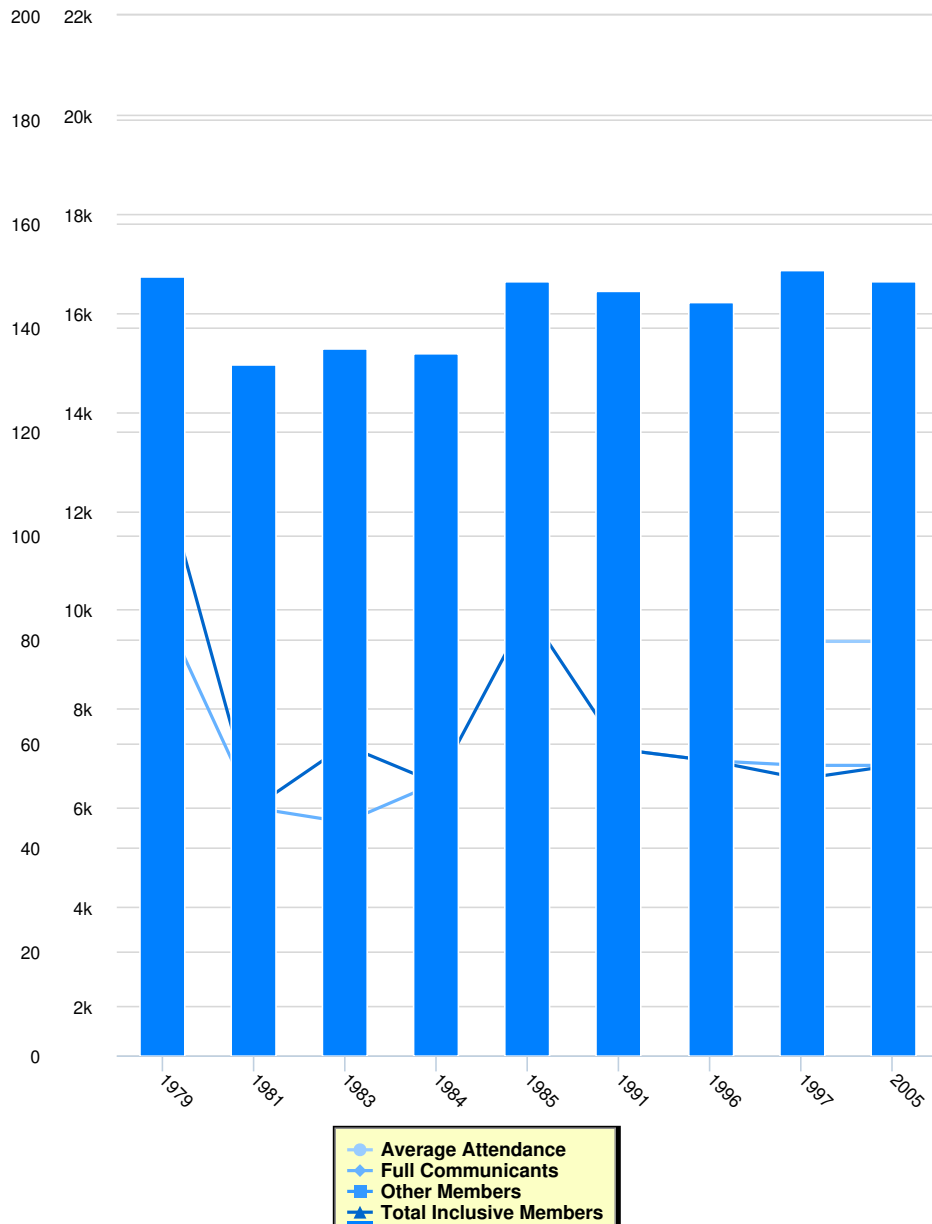
maxc@strathmorecofc.ca

Churches of Christ are autonomous congregations, whose members appeal to the Bible alone to determine matters of faith and practice. There are no central offices or officers. Publications and institutions related to the churches are either under local congregational control or independent of any one congregation.

Churches of Christ shared a common fellowship in the 19th century with the Christian Churches-Churches of Christ and the Christian Church (Disciples of Christ). Fellowship was broken after the introduction of instrumental music in worship and centralization of church-wide activities through a missionary society. Churches of Christ began in Canada soon after 1800, largely in the middle-eastern provinces. The few pioneer congregations were greatly strengthened in the mid-1800s, growing in size and number.

Members of Churches of Christ believe in the inspiration of the Scriptures, the divinity of Jesus Christ, and immersion into Christ for the remission of sins. The New Testament pattern is followed in worship and church organization.

Membership



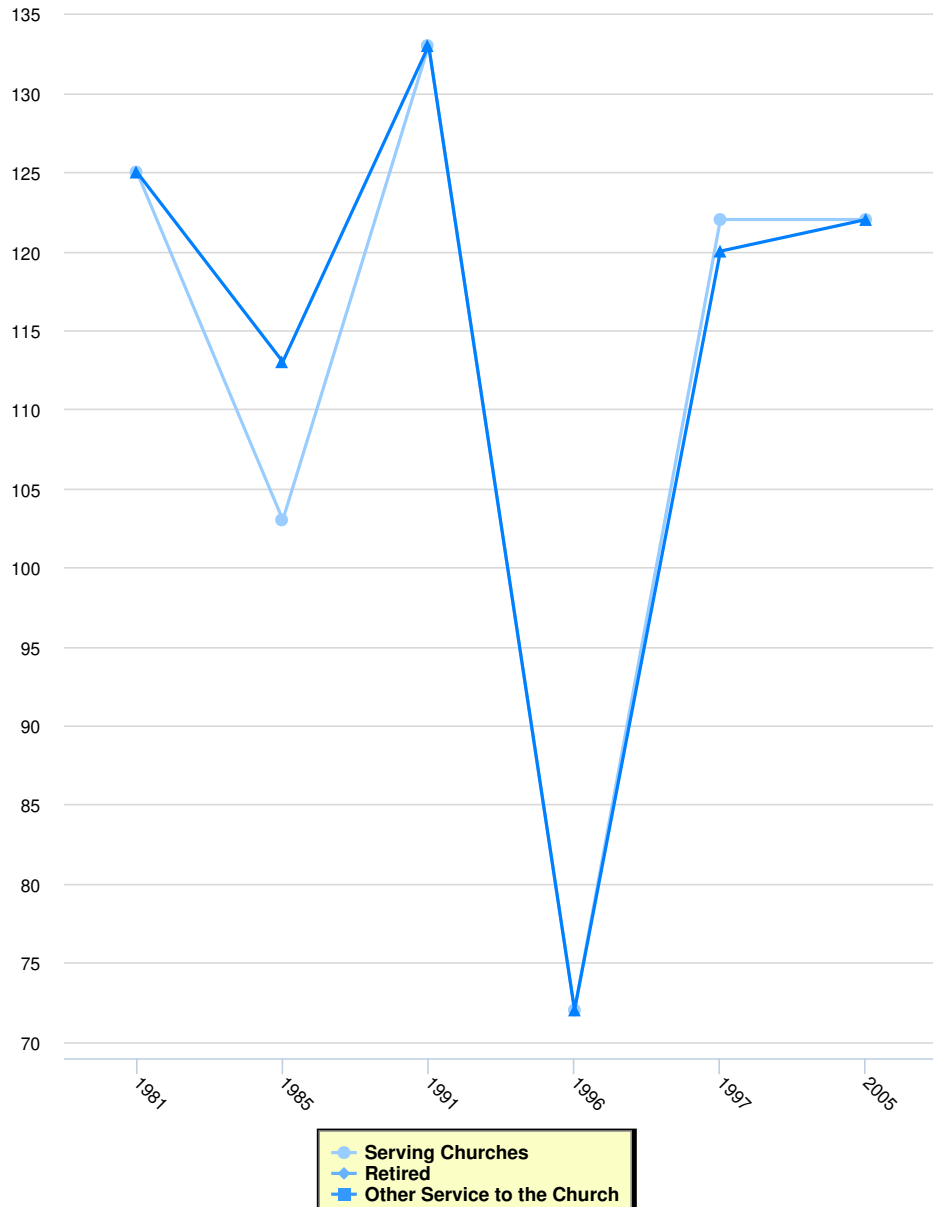
Instructions for the Chart and Legend

Simply click on the data set in the legend to make the values appear or disappear from the chart.

Membership

| | Full Communicants | Average Attendance | Other Members | Total Inclusive Members | Total Churches | Membership Calculation Method |
|------|-------------------|--------------------|---------------|-------------------------|----------------|-------------------------------|
| 2005 | 6,857 | 9,360 | 0 | 6,857 | 149 | |
| 1997 | 6,857 | 9,360 | 0 | 6,587 | 151 | |
| 1996 | 6,950 | 0 | 0 | 6,950 | 145 | |
| 1991 | 7,181 | 0 | 0 | 7,181 | 147 | |
| 1985 | 0 | 0 | 0 | 9,962 | 149 | |
| 1984 | 6,500 | 0 | 0 | 6,500 | 135 | |
| 1983 | 5,708 | 0 | 1,558 | 7,266 | 136 | |
| 1981 | 6,000 | 0 | 0 | 6,000 | 133 | |
| 1979 | 10,000 | 0 | 2,700 | 12,700 | 150 | |

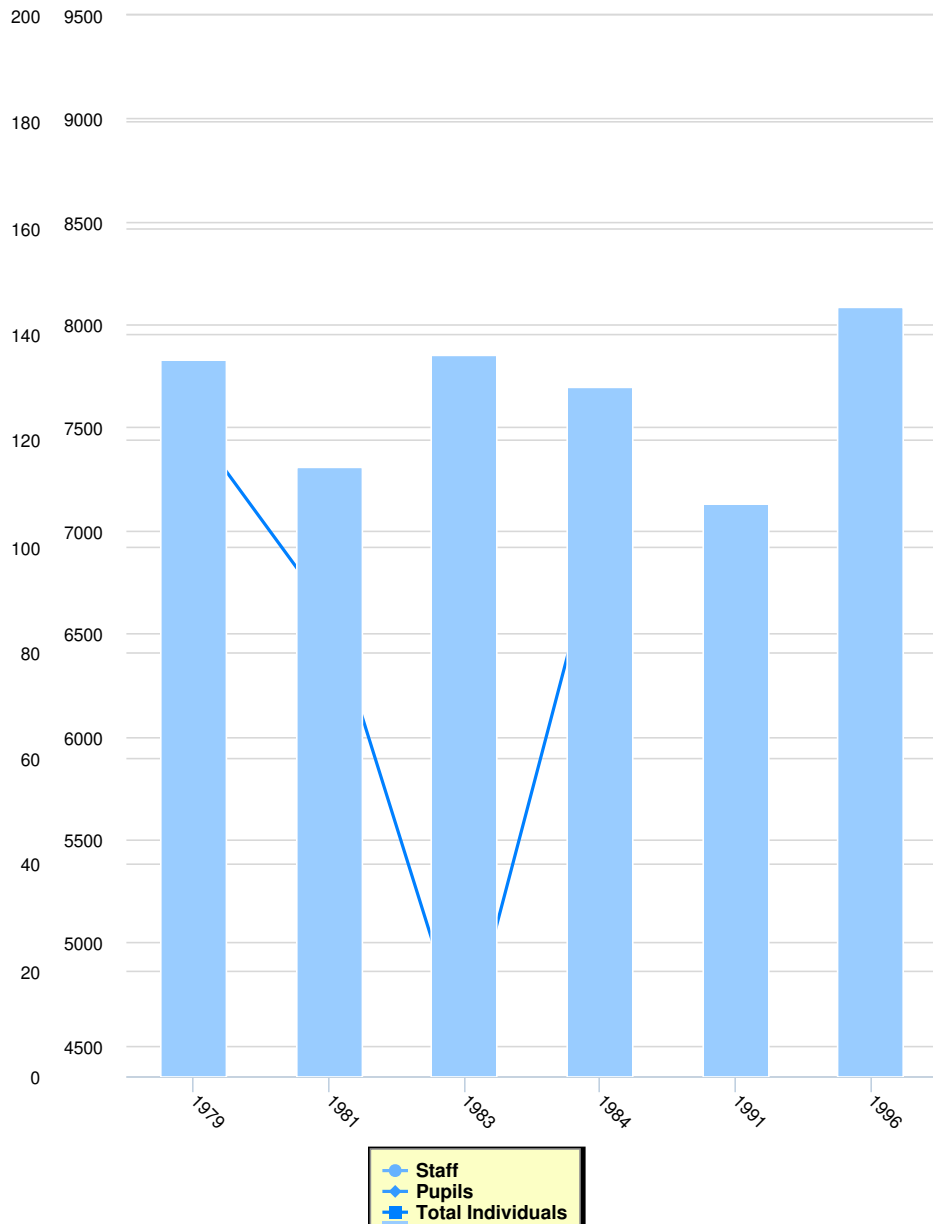
Clergy



Clergy

| | Serving Churches | Retired | Other Service to the Church | Total Clergy |
|------|------------------|---------|-----------------------------|--------------|
| 2005 | 122 | 0 | 0 | 122 |
| 1997 | 122 | 0 | 0 | 120 |
| 1996 | 72 | 0 | 0 | 72 |
| 1991 | 133 | 0 | 0 | 133 |
| 1985 | 103 | 0 | 0 | 113 |
| 1981 | 125 | 0 | 0 | 125 |

Education



| | Education | | | |
|------|---------------|-------|--------|-------------------|
| | Total Schools | Staff | Pupils | Total Individuals |
| 1996 | 145 | 0 | 0 | 6,380 |
| 1991 | 108 | 0 | 0 | 0 |
| 1984 | 130 | 0 | 0 | 7,000 |
| 1983 | 136 | 0 | 0 | 4,500 |
| 1981 | 115 | 0 | 0 | 6,600 |
| 1979 | 135 | 0 | 0 | 7,500 |

| Total Benevolences | Total Financials | Finance | Total Giving | Local Expenses | Method |
|--------------------|------------------|---------|--------------|----------------|--------|
|--------------------|------------------|---------|--------------|----------------|--------|

There is no data yet