



THE YEARBOOK

of American & Canadian Churches

ASSOCIATION OF STATISTICIANS OF AMERICAN RELIGIOUS BODIES

THE YEARBOOK OF AMERICAN & CANADIAN CHURCHES

Copyright © 2021 Association of Statisticians of American Religious Bodies All rights reserved.

No part of this book may be reproduced in any manner whatsoever without written permission of the publisher except in brief quotations embodied in critical articles or reviews. For more information, contact the Association of of Statisticians of American Religious Bodies

ABOUT THE YEARBOOK

The Yearbook of American & Canadian Churches has served as the definitive handbook of North American denominations since 1916. Over our 100 year history, The Yearbook has remained an authoritative source for the most accurate and complete compilation of statistical data for North American religious bodies. Now an interactive online application, The Yearbook continues to catalog census information for *** denominational religious bodies. As of 2020, the Yearbook represents ***,*** faithful members, ***,*** clergy, ***,*** congregations, **,*** educational bodies, and more than \$***,***,***,***.** in total financial commitment.

Each listing contains a brief paragraph about the religious body, contact information for the group, and informative graphs detailing current and historical statistical data. Previously stewarded by the National Council of Churches, The Yearbook is overseen by the Association of Statisticians of American Religious Bodies (ASARB). in partnership with The National Council of Churches and Lake Institute on Faith and Giving. We invite you to join our effort by adding data for your religious group, becoming an ASARB member or making a contribution to our cause.

Visit us online at www.asarb.org.

OUR PARTNERS



EVANGELICAL MENNONITE CONFERENCE [CANADA]



Headquarters

440 Main St
Steinbach MB R5G 1Z5
Canada
[\(204\)326-6401](tel:(204)326-6401)
info@emconf.ca
<https://www.emconfe...>
[Christian Protestant TO BE
ALLOCATED](#)

Attesting Officer

MR. TIM DYCK
General Secretary
[\(204\) 326-6401](tel:(204)326-6401)
emconf@mts.net

The Evangelical Mennonite Conference is a modern church of historic Christian convictions, tracing its indebtedness to the Radical Reformation, which, in turn, is rooted in the Protestant Reformation of the 16th century. The Centre of faith, and of Scripture, is found in Jesus Christ as Saviour and Lord.

The church's name was chosen in 1959. Its original name, Kleine Gemeinde, which means "small church", reflected its origins as a renewal movement among Mennonites in southern Russia. Klaas Reimer, a minister, was concerned about a decline of spiritual life and discipline in the church, and inappropriate involvement in the Napoleonic War. About 1812, Reimer and others began separate worship services, and two years later were organized as a small group.

Facing increasing government pressure, particularly about military service, the group migrated to North America in 1874 to 1875. Fifty families settled in Manitoba and 36 in Nebraska. Ties between the groups weakened and eventually the U.S. group gave up its KG identity. The KG survived several schisms and migrations, dating from its years in Russia through the 1940s.

As an evangelical church, The Evangelical Mennonite Conference holds that Scripture has final authority in faith and practice, a belief in Christ's finished work, and that assurance of salvation is possible. As Mennonite, the denomination has a commitment to discipleship, baptism upon confession of faith, community, social concern, non-violence and the Great Commission. As a conference, it seeks to encourage local churches, to work together on evangelism and matters of social concern, and relates increasingly well to other denominations.

In the year 2006 its membership surpassed 7270, with many more people as treasured adherents and a wider circle of ministry influence. Membership is for people baptized on confession of faith (usually in adolescence or older). Children are considered safe in Christ until they reach an age where they are accountable for their own spiritual decision and opt out; they are considered part of the church, while full inclusion occurs upon personal choice.

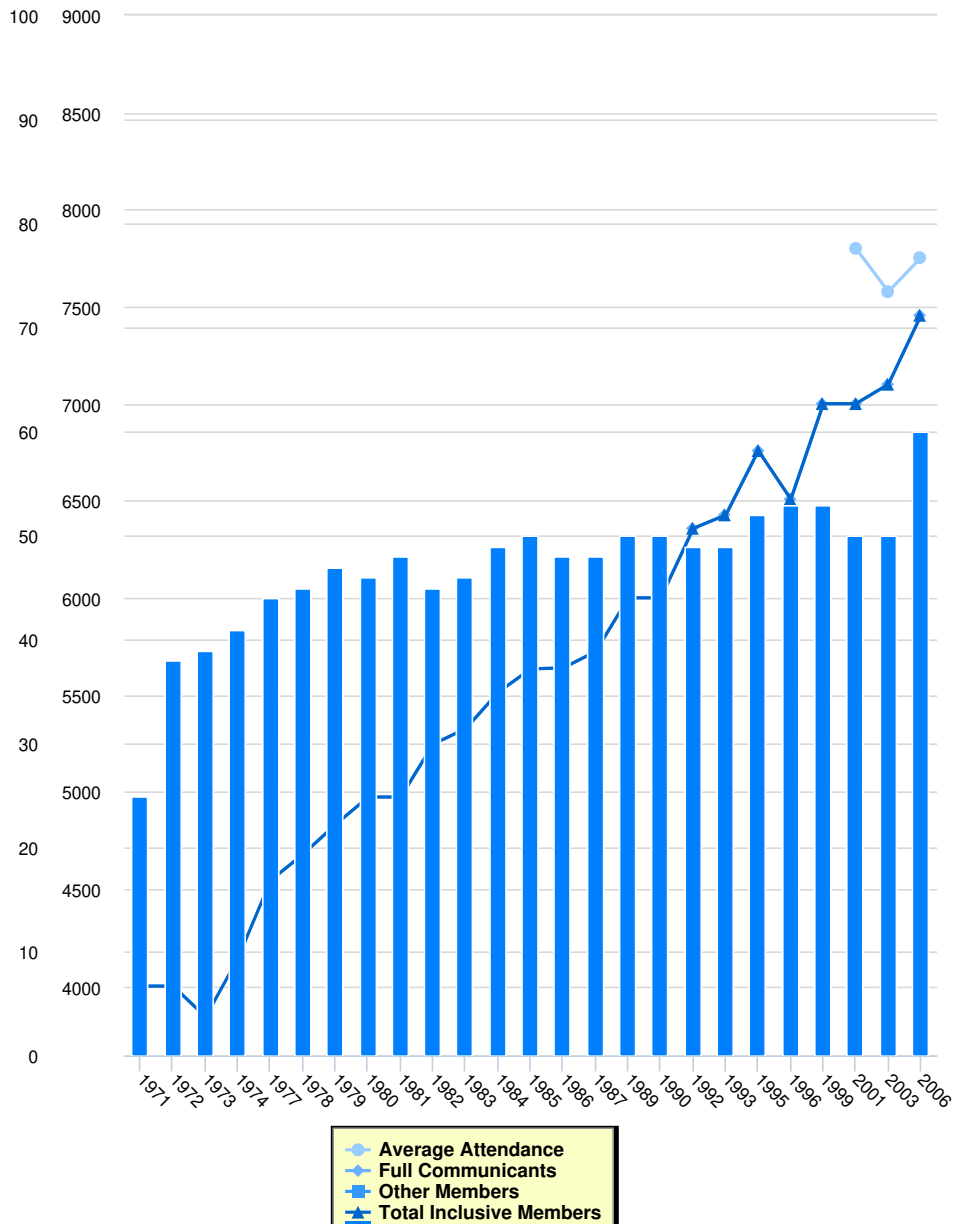
The Conference has 60 churches from British Columbia to Ontario (37 in Manitoba) and roughly 149 mission workers in 25 countries. The cultural make-up of the Conference is increasingly diverse, though its Dutch-German background remains dominant nationally. Twelve churches have pastors or leaders who are of non-Dutch-German background.

Some churches have a multiple leadership pattern (ministers and deacons can be selected from within the congregation); others have new patterns. Most churches support their leading minister full time. Its church governance moved from a bishop system to greater local congregational autonomy. It currently functions as a conference of churches with national boards, a conference council, and a moderator.

Women can serve on most national boards, as conference council delegates, as missionaries, and within a wide range of local church activities; while they can be selected locally, they cannot currently serve as nationally recognized or commissioned ministers.

It is a supporting member of Mennonite Central Committee and the Evangelical Fellowship of Canada. About 80 percent of its national budget goes toward mission work in Canada and other countries.

Membership



Instructions for the Chart and Legend

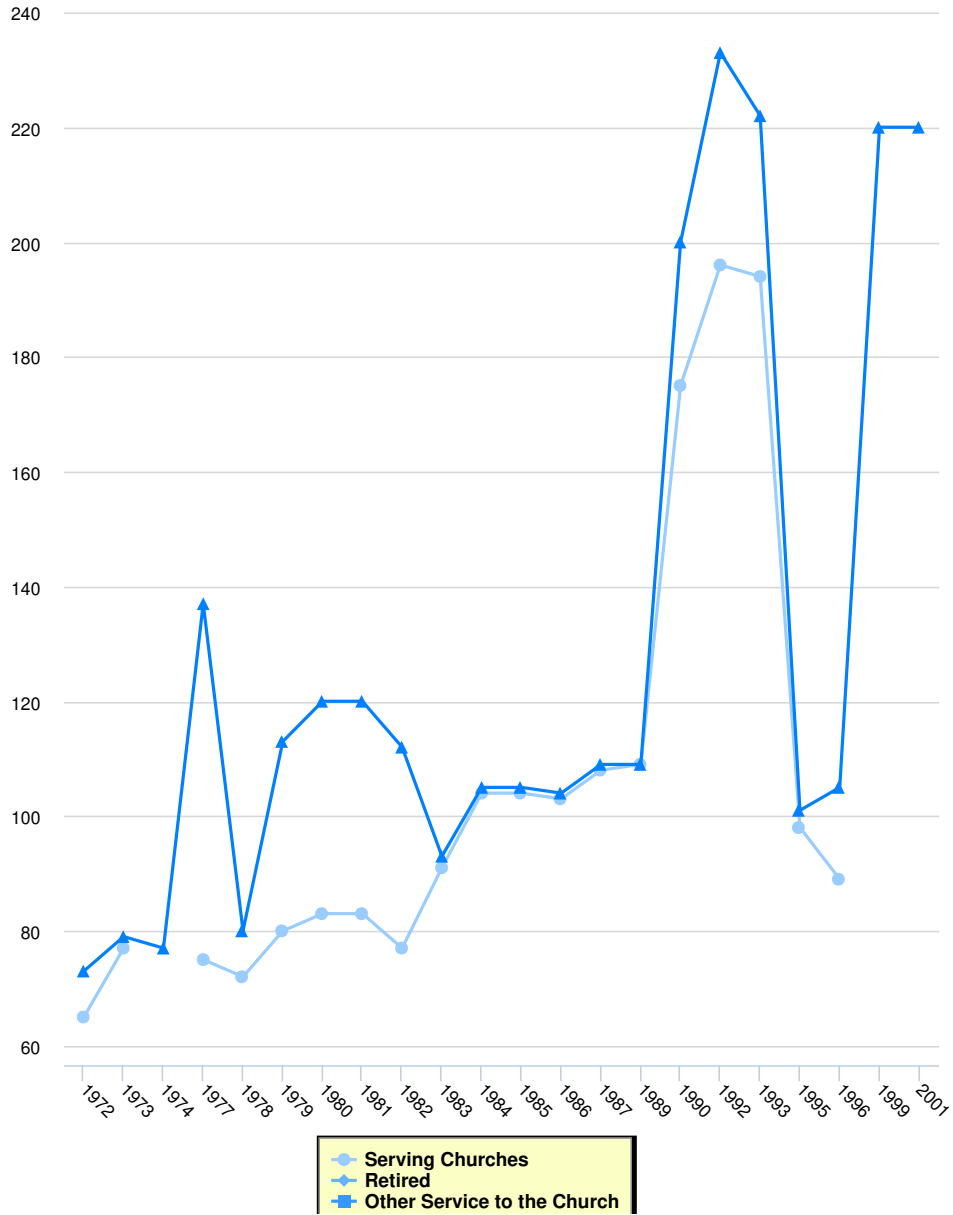
Simply click on the data set in the legend to make the values appear or disappear from the chart.

Membership

	Full Communicants	Average Attendance	Other Members	Total Inclusive Members	Total Churches	Membership Calculation Method
2006	7,455	7,752	0	7,455	60	
2003	7,100	7,577	0	7,100	50	
2001	7,000	7,800	0	7,000	50	
1999	7,000	0	0	7,000	53	
1996	6,508	0	0	6,508	53	
1995	6,758	0	0	6,758	52	
1993	6,427	0	0	6,427	49	
1992	6,358	0	0	6,358	49	
1990	6,000	0	0	6,000	50	
1989	6,000	0	0	6,000	50	

	Full Communicants	Average Attendance	Other Members	Total Inclusive Members	Total Churches	Membership Calculation Method
1987	5,724	0	0	5,724	48	
1986	5,639	0	0	5,639	48	
1985	5,634	0	0	5,634	50	
1984	5,514	0	0	5,514	49	
1983	5,326	0	0	5,326	46	
1982	5,247	0	0	5,247	45	
1981	4,974	0	0	4,974	48	
1980	4,974	0	0	4,974	46	
1979	4,833	0	0	4,833	47	
1978	4,680	0	0	4,680	45	
1977	4,545	0	0	4,545	44	
1974	0	0	0	4,146	41	
1973	3,841	0	0	3,841	39	
1972	4,000	0	0	4,000	38	
1971	4,000	0	0	4,000	25	

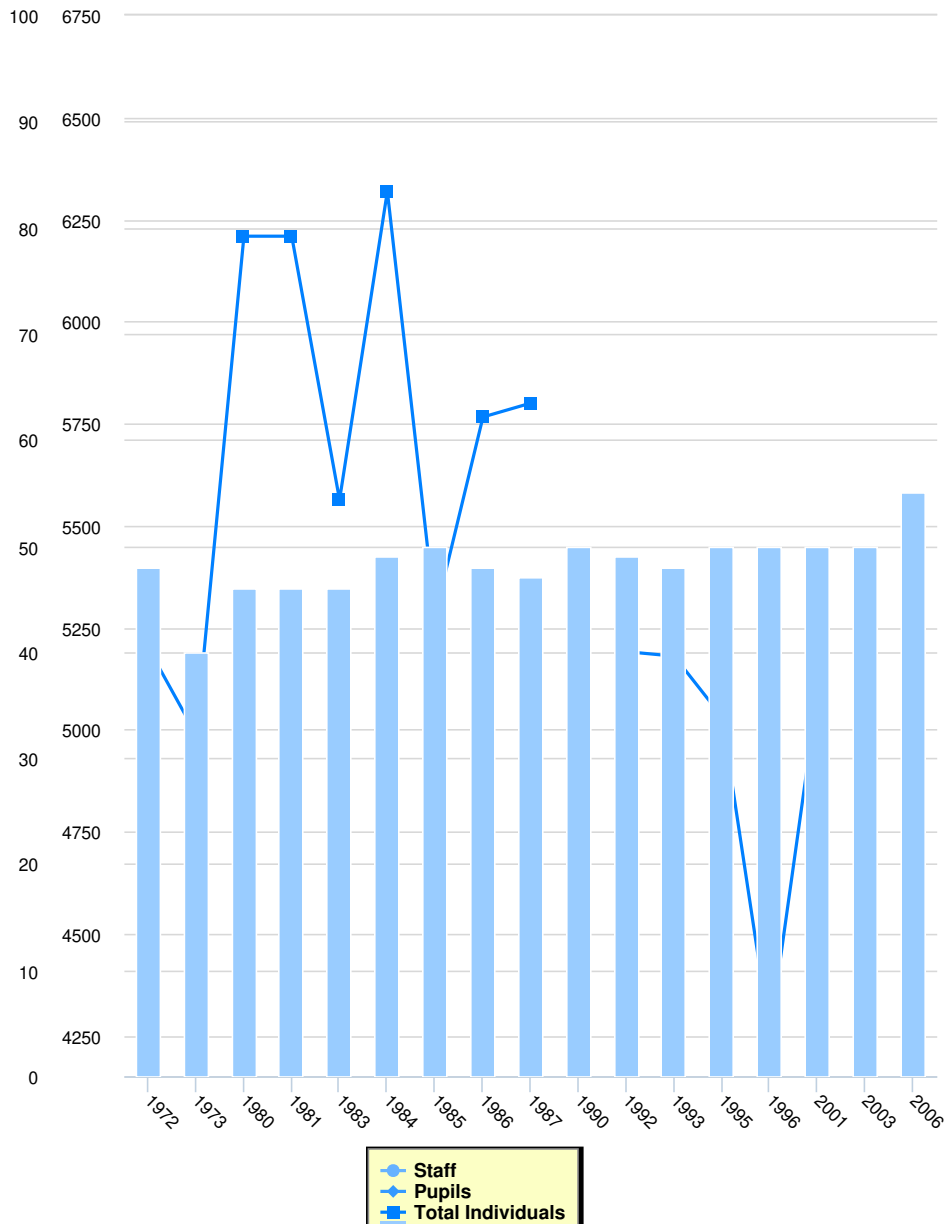
Clergy



	Clergy			
	Serving Churches	Retired	Other Service to the Church	Total Clergy
2001	0	0	0	220
1999	0	0	0	220
1996	89	0	0	105
1995	98	0	0	101
1993	194	0	0	222
1992	196	0	0	233
1990	175	0	0	200
1989	109	0	0	109
1987	108	0	0	109
1986	103	0	0	104
1985	104	0	0	105
1984	104	0	0	105
1983	91	0	0	93
1982	77	0	0	112

	Serving Churches	Retired	Other Service to the Church	Total Clergy
1981	83	0	0	120
1980	83	0	0	120
1979	80	0	0	113
1978	72	0	0	80
1977	75	0	0	137
1974	0	0	0	77
1973	77	0	0	79
1972	65	0	0	73

Education

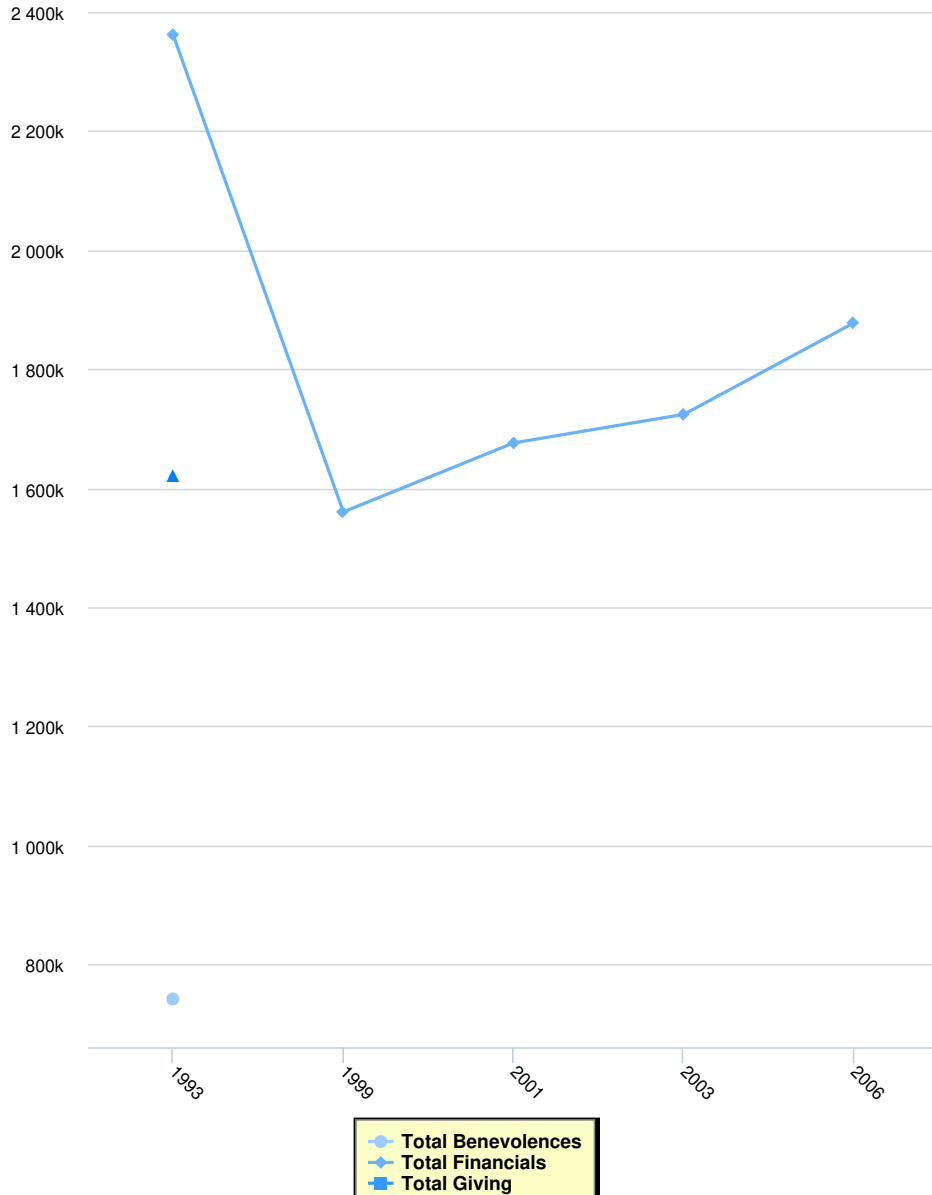


Education

	Total Schools	Staff	Pupils	Total Individuals
2006	55	0	0	0
2003	50	0	0	0
2001	50	0	5,090	5,090
1996	50	0	0	4,254
1995	50	0	0	5,031
1993	48	0	0	5,180
1992	49	0	0	5,191
1990	50	0	0	0
1987	47	0	0	5,800
1986	48	0	0	5,766
1985	50	0	0	5,281
1984	49	0	0	6,319
1983	46	0	0	5,563

	Total Schools	Staff	Pupils	Total Individuals
1981	46	0	0	6,209
1980	46	0	0	6,209
1973	40	0	0	4,988
1972	48	0	0	5,200

Finance



Finance

	Total Benevolences	Total Financials	Total Giving	Local Expenses	Method
2006	\$0	\$1,878,000		\$0	
2003	\$0	\$1,724,000		\$0	
2001	\$0	\$1,676,000		\$0	
1999	\$0	\$1,560,000		\$0	
1993	\$741,273	\$2,362,328		\$1,621,055	