



THE YEARBOOK

of American & Canadian Churches

ASSOCIATION OF STATISTICIANS OF AMERICAN RELIGIOUS BODIES

THE YEARBOOK OF AMERICAN & CANADIAN CHURCHES

Copyright © 2021 Association of Statisticians of American Religious Bodies All rights reserved.

No part of this book may be reproduced in any manner whatsoever without written permission of the publisher except in brief quotations embodied in critical articles or reviews. For more information, contact the Association of of Statisticians of American Religious Bodies

ABOUT THE YEARBOOK

The Yearbook of American & Canadian Churches has served as the definitive handbook of North American denominations since 1916. Over our 100 year history, The Yearbook has remained an authoritative source for the most accurate and complete compilation of statistical data for North American religious bodies. Now an interactive online application, The Yearbook continues to catalog census information for *** denominational religious bodies. As of 2020, the Yearbook represents ***,*** faithful members, ***,*** clergy, ***,*** congregations, **,*** educational bodies, and more than \$***,***,***,***.** in total financial commitment.

Each listing contains a brief paragraph about the religious body, contact information for the group, and informative graphs detailing current and historical statistical data. Previously stewarded by the National Council of Churches, The Yearbook is overseen by the Association of Statisticians of American Religious Bodies (ASARB). in partnership with The National Council of Churches and Lake Institute on Faith and Giving. We invite you to join our effort by adding data for your religious group, becoming an ASARB member or making a contribution to our cause.

Visit us online at www.asarb.org.

OUR PARTNERS



CHURCH OF THE NAZARENE IN CANADA



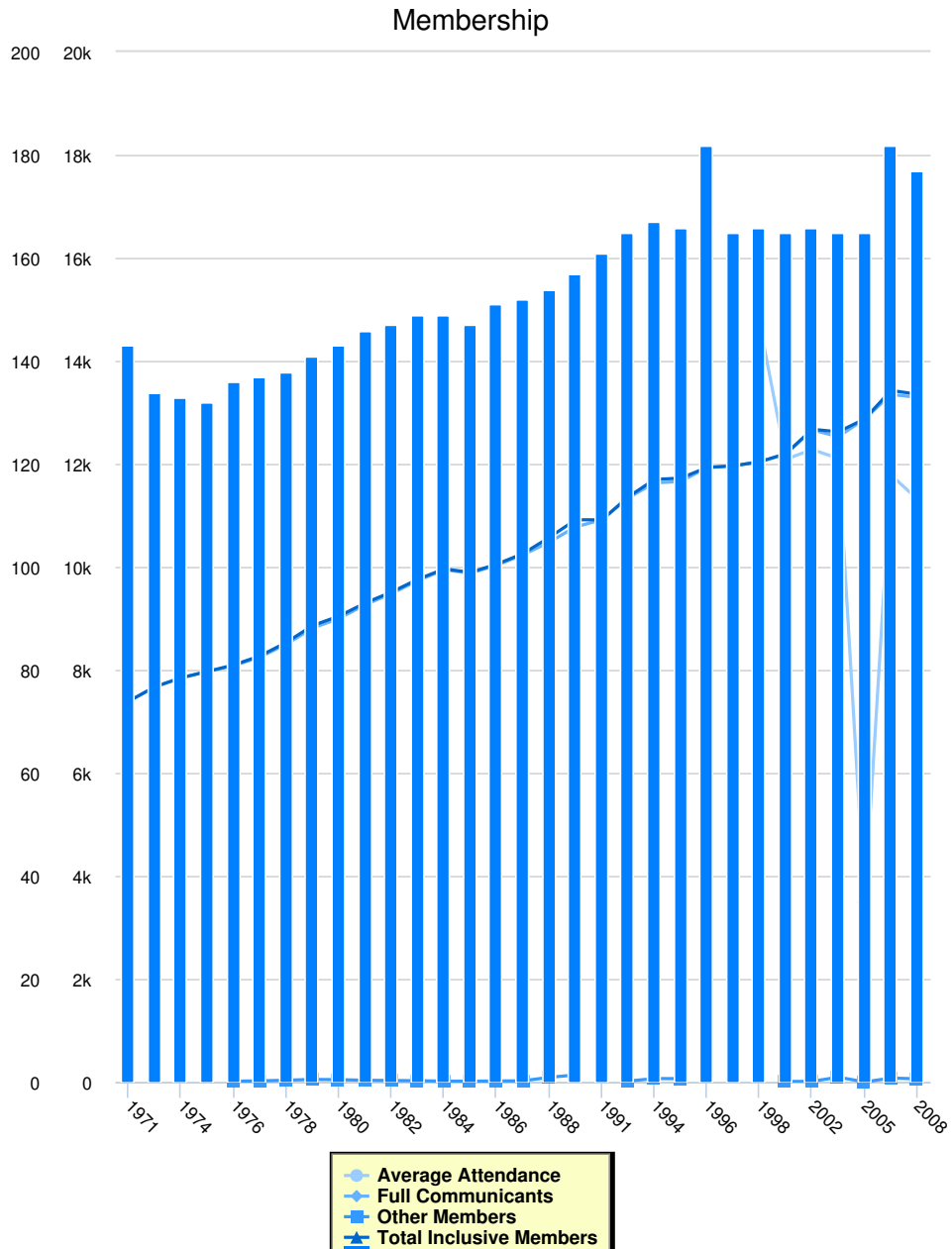
Headquarters

20 Regan Rd., Unit 9
Brampton ON L7A 1C3
Canada
[\(905\)846-4220](tel:(905)846-4220)
national@nazarene.ca
<https://www.nazaren...>
[Christian Protestant TO BE
ALLOCATED](#)

Attesting Officer

DR. DAVID WILSON
General Secretary,
Operations Officer
[913.577.0600](tel:913.577.0600)
dwilson@nazarene.org

The Church of the Nazarene in Canada was organized in Nova Scotia in November, 1902 by Rev. H.F. Reynolds. The 160 churches today are organized in five districts, with the Canada National Office located in Brampton, Ontario. The Church of the Nazarene is Methodist in theology, representative in church government and warmly evangelistic. It is a part of the Church of the Nazarene International.



Instructions for the Chart and Legend

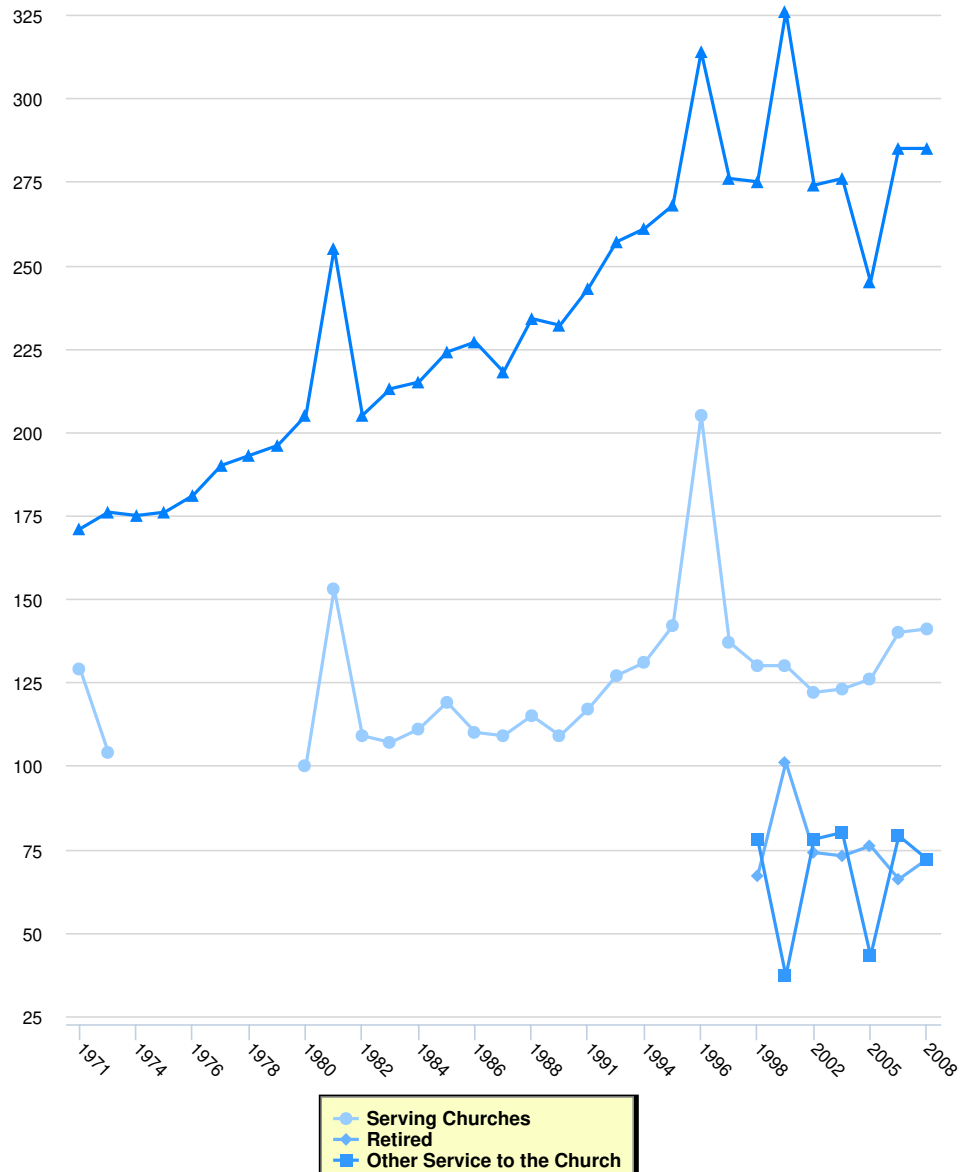
Simply click on the data set in the legend to make the values appear or disappear from the chart.

Membership

	Full Communicants	Average Attendance	Other Members	Total Inclusive Members	Total Churches	Membership Calculation Method
2008	13,293	11,318	61	13,354	177	
2007	13,350	11,785	77	13,427	182	
2005	12,873	3,489	1	12,874	165	
2003	12,530	12,106	94	12,624	165	
2002	12,660	12,280	13	12,673	166	
2000	12,189	12,091	10	12,199	165	
1998	12,042	14,735	0	12,042	166	
1997	11,963	0	0	11,963	165	
1996	11,931	0	0	11,931	182	
1995	11,660	0	65	11,725	166	

	Full Communicants	Average Attendance	Other Members	Total Inclusive Members	Total Churches	Membership Calculation Method
1994	11,632	0	67	11,699	167	
1993	11,341	0	18	11,359	165	
1991	10,915	0	0	10,915	161	
1989	10,779	0	137	10,916	157	
1988	10,482	0	91	10,573	154	
1987	10,237	0	23	10,260	152	
1986	10,034	0	20	10,054	151	
1985	9,879	0	16	9,895	147	
1984	9,945	0	17	9,962	149	
1983	9,736	0	25	9,761	149	
1982	9,485	0	29	9,514	147	
1981	9,268	0	34	9,302	146	
1980	9,001	0	45	9,046	143	
1979	8,814	0	50	8,864	141	
1978	8,502	0	35	8,537	138	
1977	8,253	0	22	8,275	137	
1976	8,083	0	16	8,099	136	
1975	7,972	0	0	7,972	132	
1974	7,849	0	0	7,849	133	
1973	7,676	0	0	7,676	134	
1971	7,394	0	0	7,394	143	

Clergy

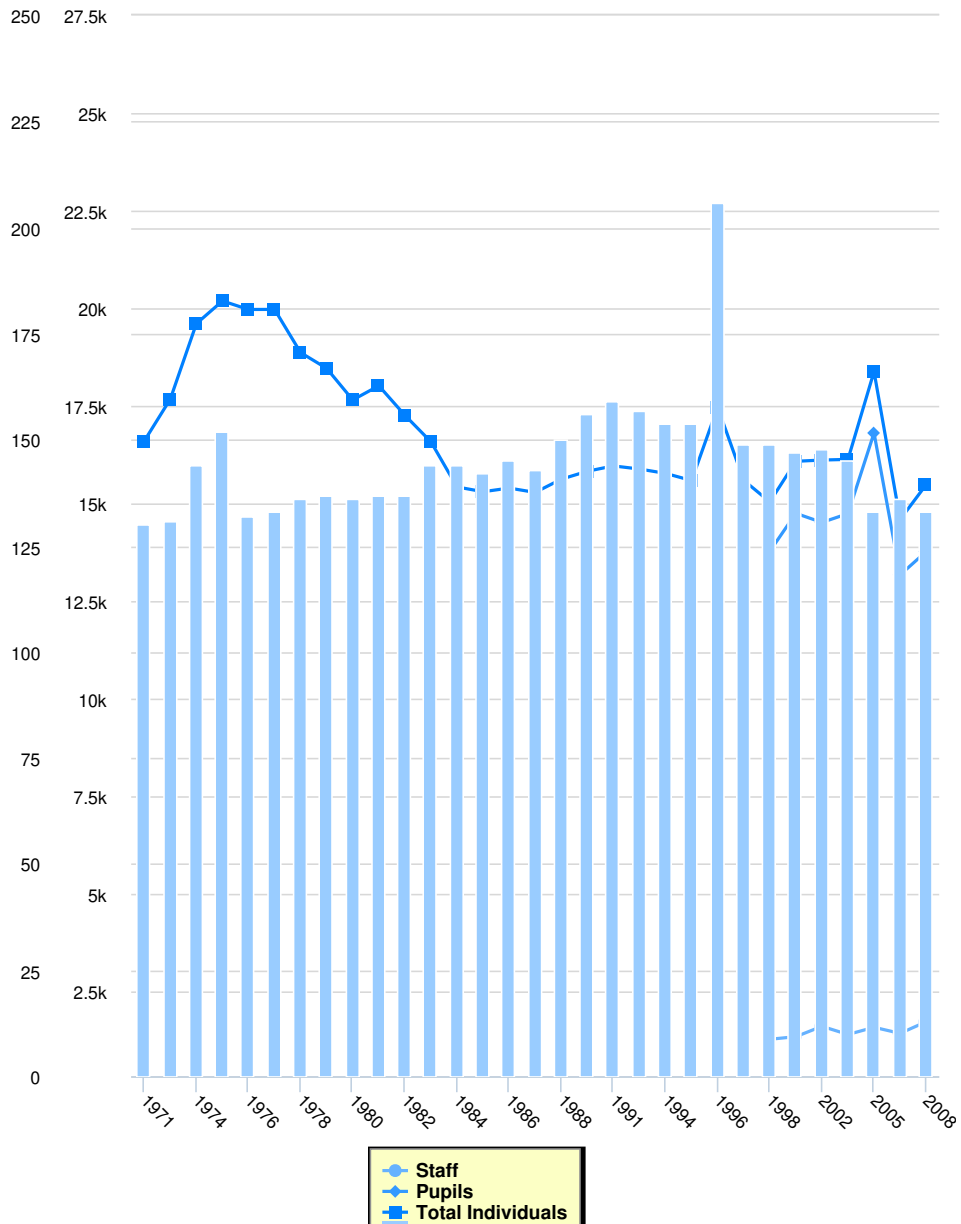


Clergy

	Serving Churches	Retired	Other Service to the Church	Total Clergy
2008	141	72	72	285
2007	140	66	79	285
2005	126	76	43	245
2003	123	73	80	276
2002	122	74	78	274
2000	130	101	37	326
1998	130	67	78	275
1997	137	0	0	276
1996	205	0	0	314
1995	142	0	0	268
1994	131	0	0	261
1993	127	0	0	257
1991	117	0	0	243
1989	109	0	0	232

	Serving Churches	Retired	Other Service to the Church	Total Clergy
1988	115	0	0	234
1987	109	0	0	218
1986	110	0	0	227
1985	119	0	0	224
1984	111	0	0	215
1983	107	0	0	213
1982	109	0	0	205
1981	153	0	0	255
1980	100	0	0	205
1979	0	0	0	196
1978	0	0	0	193
1977	0	0	0	190
1976	0	0	0	181
1975	0	0	0	176
1974	0	0	0	175
1973	104	0	0	176
1971	129	0	0	171

Education

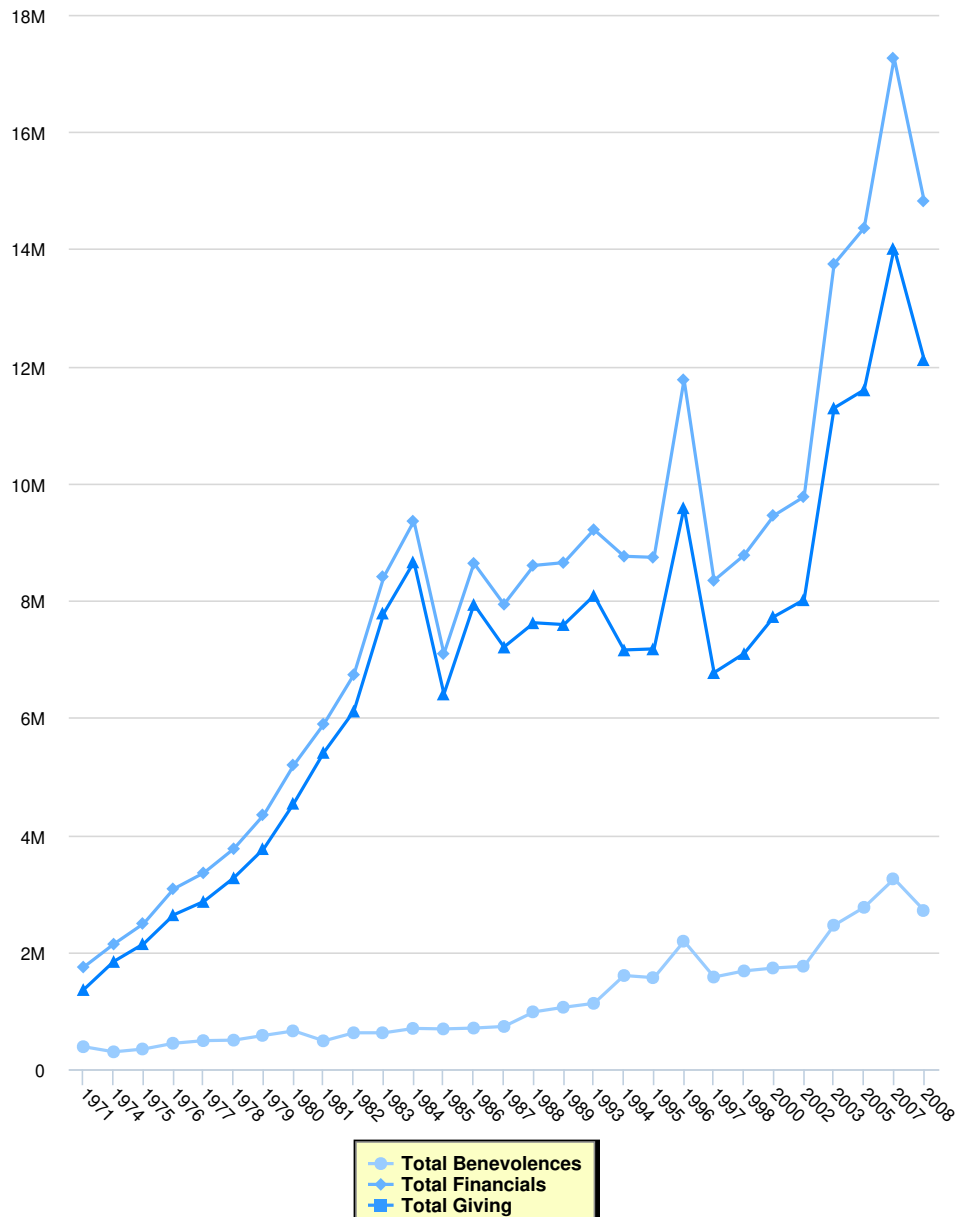


Education

	Total Schools	Staff	Pupils	Total Individuals
2008	133	1,715	13,762	15,477
2007	136	1,418	13,165	14,583
2005	133	1,573	16,801	18,374
2003	145	1,389	14,735	16,124
2002	148	1,598	14,509	16,107
2000	147	1,333	14,742	16,075
1998	149	1,266	13,769	15,035
1997	149	0	0	15,588
1996	206	0	0	17,461
1995	154	0	0	15,582
1994	154	0	0	15,766
1993	157	0	0	15,877
1991	159	0	0	15,957

	Total Schools	Staff	Pupils	Total Individuals
1989	156	0	0	15,820
1988	150	0	0	15,617
1987	143	0	0	15,278
1986	145	0	0	15,389
1985	142	0	0	15,296
1984	144	0	0	15,418
1983	144	0	0	16,574
1982	137	0	0	17,255
1981	137	0	0	18,011
1980	136	0	0	17,647
1979	137	0	0	18,456
1978	136	0	0	18,860
1977	133	0	0	19,967
1976	132	0	0	19,965
1975	152	0	0	20,184
1974	144	0	0	19,601
1973	131	0	0	17,668
1971	130	0	0	16,594

Finance



Finance

	Total Benevolences	Total Financials	Total Giving	Local Expenses	Method
2008	\$2,708,665	\$14,820,938		\$12,112,273	
2007	\$3,249,155	\$17,260,262		\$14,011,107	
2005	\$2,763,138	\$14,359,388		\$11,596,250	
2003	\$2,457,722	\$13,745,519		\$11,287,797	
2002	\$1,758,421	\$9,772,285		\$8,013,864	
2000	\$1,727,891	\$9,454,655		\$7,726,764	
1998	\$1,677,764	\$8,773,477		\$7,095,713	
1997	\$1,573,555	\$8,343,404		\$6,769,849	
1996	\$2,185,146	\$11,769,510		\$9,584,364	
1995	\$1,562,524	\$8,737,410		\$7,174,886	
1994	\$1,599,201	\$8,756,244		\$7,157,043	
1993	\$1,124,317	\$9,210,350		\$8,086,033	
1989	\$1,057,758	\$8,647,893		\$7,590,135	

	Total Benevolences	Total Financials	Total Giving	Local Expenses	Method
1988	\$979,022	\$8,599,981		\$7,620,959	
1987	\$729,633	\$7,935,994		\$7,206,361	
1986	\$702,247	\$8,636,189		\$7,933,942	
1985	\$687,879	\$7,093,099		\$6,405,220	
1984	\$696,491	\$9,356,607		\$8,660,116	
1983	\$621,759	\$8,408,485		\$7,786,726	
1982	\$621,750	\$6,735,037		\$6,113,287	
1981	\$484,046	\$5,892,255		\$5,408,209	
1980	\$653,867	\$5,193,816		\$4,539,949	
1979	\$577,175	\$4,342,442		\$3,765,267	
1978	\$495,987	\$3,763,473		\$3,267,486	
1977	\$487,644	\$3,351,351		\$2,863,707	
1976	\$443,194	\$3,079,487		\$2,636,293	
1975	\$345,161	\$2,487,779		\$2,142,618	
1974	\$296,529	\$2,135,922		\$1,839,393	
1971	\$383,941	\$1,743,757		\$1,359,816	