



THE YEARBOOK

of American & Canadian Churches

ASSOCIATION OF STATISTICIANS OF AMERICAN RELIGIOUS BODIES

THE YEARBOOK OF AMERICAN & CANADIAN CHURCHES

Copyright © 2020 Association of Statisticians of American Religious Bodies All rights reserved.

No part of this book may be reproduced in any manner whatsoever without written permission of the publisher except in brief quotations embodied in critical articles or reviews. For more information, contact the Association of of Statisticians of American Religious Bodies

ABOUT THE YEARBOOK

The Yearbook of American & Canadian Churches has served as the definitive handbook of North American denominations since 1916. Over our 100 year history, The Yearbook has remained an authoritative source for the most accurate and complete compilation of statistical data for North American religious bodies. Now an interactive online application, The Yearbook continues to catalog census information for *** denominational religious bodies. As of 2020, the Yearbook represents ***,*** faithful members, ***,*** clergy, ***,*** congregations, **,*** educational bodies, and more than \$***,***,***,***.** in total financial commitment.

Each listing contains a brief paragraph about the religious body, contact information for the group, and informative graphs detailing current and historical statistical data. Previously stewarded by the National Council of Churches, The Yearbook is overseen by the Association of Statisticians of American Religious Bodies (ASARB). in partnership with The National Council of Churches and Lake Institute on Faith and Giving. We invite you to join our effort by adding data for your religious group, becoming an ASARB member or making a contribution to our cause.

Visit us online at www.asarb.org.

OUR PARTNERS



PENTECOSTAL CHURCH OF GOD



Headquarters

4901 Pennsylvania
P.O. Box 850
Joplin, MO 64802
United States
[\(417\)624-7050](tel:(417)624-7050)
generalsecretary@pcg.org
<https://www.pcg.org>
[Christian Protestant TO BE
ALLOCATED](#)

Attesting Officer

WYAMAN C. MING JR.
General Secretary
[\(417\)624-7050 x. 302](tel:(417)624-7050 x.302)
generalsecretary@pcg.org

Media Contact

GEN. SEC., WAYMAN C. MING
JR.

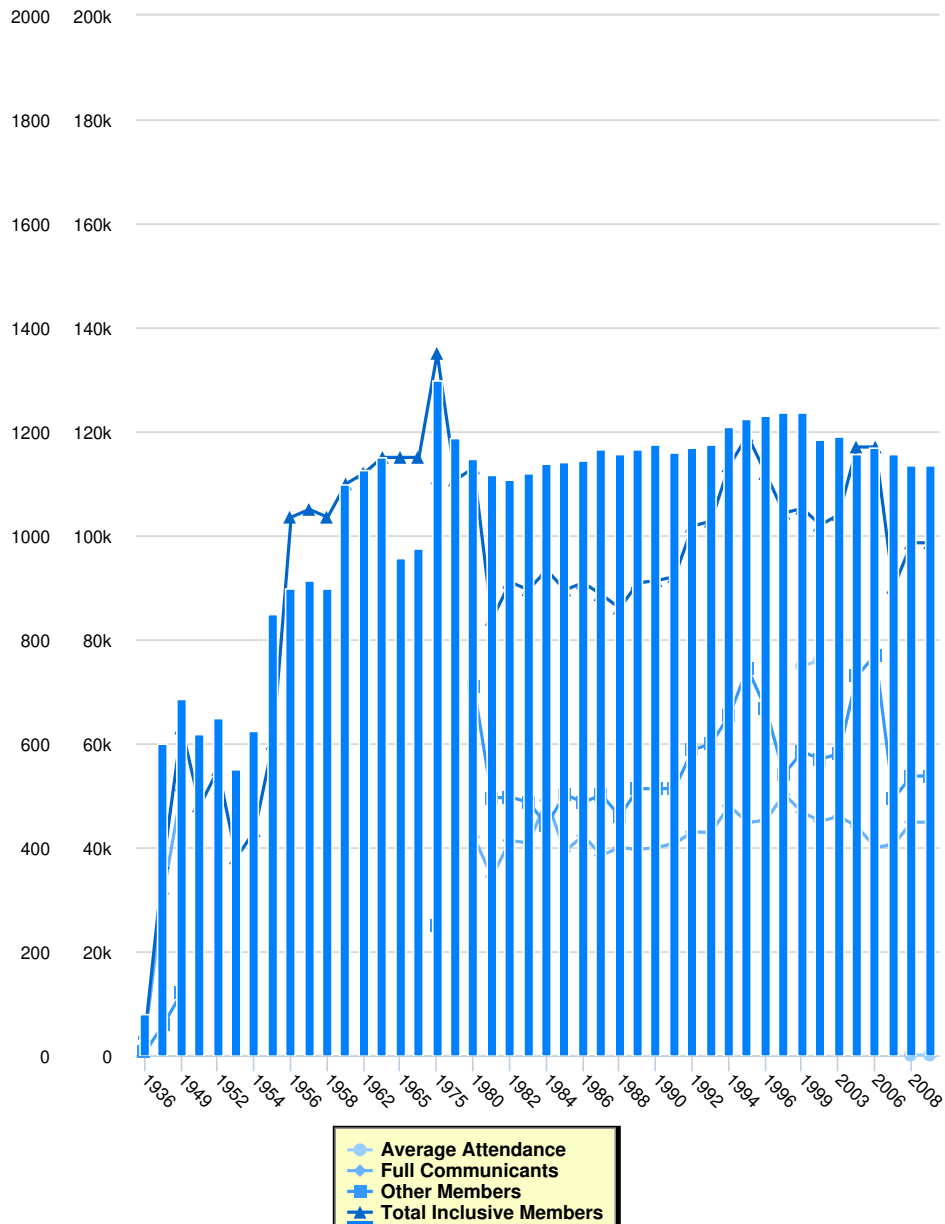
Growing out of the pentecostal revival at the turn of the 20th century, the Pentecostal Church of God was organized in Chicago on Dec. 30, 1919, as the Pentecostal Assemblies of the U.S.A. The name was changed to Pentecostal Church of God in 1922; in 1934 it was changed again to The Pentecostal Church of God of America, Inc.; and finally the name became the Pentecostal Church of God (Incorporated.) in 1979.

The International Headquarters was moved from Chicago, Illinois to Ottumwa, Iowa, in 1927, then to Kansas City, Missouri, in 1933 and finally to Joplin, Missouri, in 1951.

The denomination is evangelical and pentecostal in doctrine and practice. Active membership in the National Association of Evangelicals and the Pentecostal/Charismatic Churches North America is maintained.

The church is Trinitarian in doctrine and teaches the absolute inerrancy of the Scripture from Genesis to Revelation. Among its cardinal beliefs are the doctrines of salvation, which includes regeneration; divine healing, as provided for in the atonement; the baptism in the Holy Ghost, with the initial physical evidence of speaking in tongues; and the premillennial second coming of Christ.

Membership



Instructions for the Chart and Legend

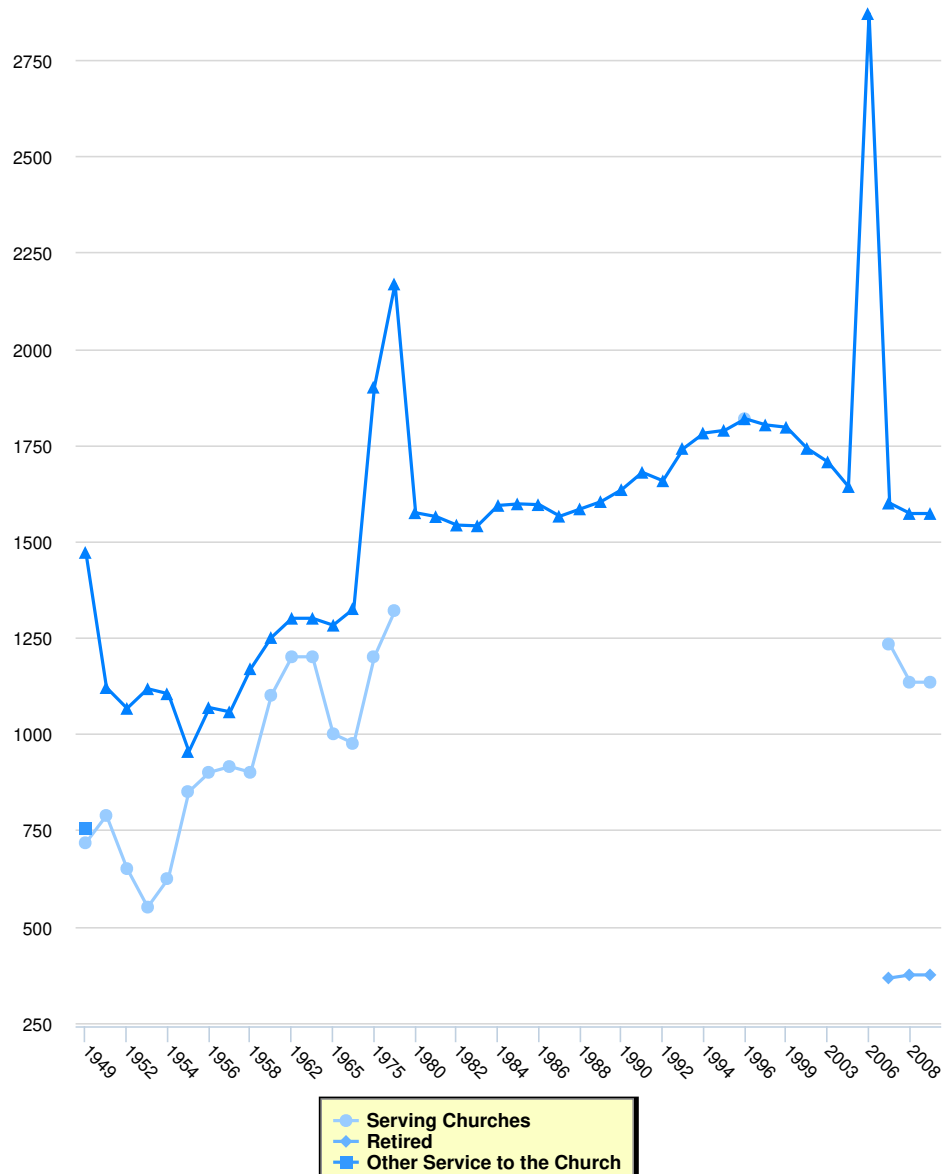
Simply click on the data set in the legend to make the values appear or disappear from the chart.

Membership

	Full Communicants	Average Attendance	Other Members	Total Inclusive Members	Total Churches	Membership Calculation Method
2009	44,850	71	53,729	98,579	1,134	
2008	44,850	71	53,729	98,579	1,134	
2007	40,570	0	49,460	90,030	1,158	
2006	40,000	0	77,000	117,000	1,170	
2004	44,000	0	73,000	117,000	1,158	
2003	46,000	0	58,000	104,000	1,190	
2001	45,000	76,000	57,000	102,000	1,186	
1999	46,800	74,900	58,400	105,200	1,237	
1998	50,200	0	54,100	104,300	1,237	
1996	45,200	0	66,700	111,900	1,230	

	Full Communicants	Average Attendance	Other Members	Total Inclusive Members	Total Churches	Membership Calculation Method
1995	44,800	0	74,400	119,200	1,224	
1994	48,000	0	65,400	113,400	1,209	
1993	42,862	0	59,898	102,760	1,174	
1992	42,985	0	58,801	101,786	1,170	
1991	40,750	0	51,310	92,060	1,160	
1990	40,000	0	51,300	91,300	1,174	
1989	39,590	0	51,280	90,870	1,165	
1988	40,000	0	46,000	86,000	1,157	
1987	38,478	0	50,138	88,616	1,166	
1986	42,255	0	48,645	90,900	1,144	
1985	39,290	0	50,218	89,508	1,142	
1984	49,036	0	44,302	93,338	1,138	
1983	40,867	0	48,692	89,559	1,120	
1982	41,337	0	49,671	91,008	1,107	
1981	34,376	0	49,484	83,860	1,118	
1980	42,000	0	71,000	113,000	1,147	
1977	0	0	0	110,670	1,189	
1975	110,000	0	25,000	135,000	1,300	
1967	0	0	0	115,000	975	
1965	0	0	0	115,000	958	
1963	0	0	0	115,000	1,150	
1962	0	0	0	112,000	1,125	
1961	0	0	0	109,900	1,099	
1958	0	0	0	103,500	900	
1957	0	0	0	105,000	915	
1956	0	0	0	103,500	900	
1955	0	0	0	60,000	850	
1954	0	0	0	43,200	624	
1953	0	0	0	38,000	550	
1952	0	0	0	55,000	650	
1951	0	0	0	48,000	620	
1949	51,000	0	12,000	63,000	685	
1944	31,120	0	5,928	37,048	601	
1936	3,616	0	680	4,296	81	

Clergy

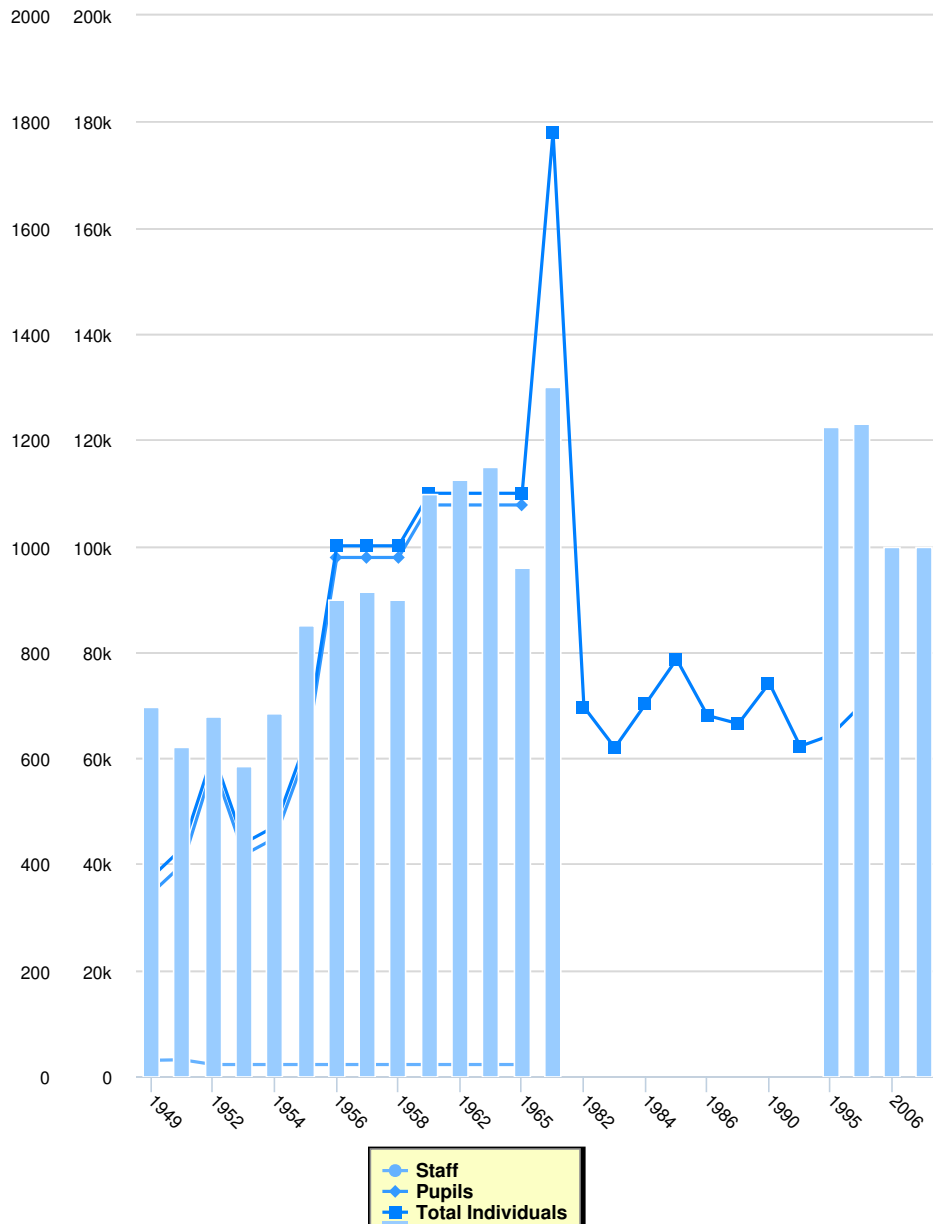


Clergy

	Serving Churches	Retired	Other Service to the Church	Total Clergy
2009	1,134	374	0	1,572
2008	1,134	374	0	1,572
2007	1,233	366	0	1,599
2006	0	0	0	2,870
2004	0	0	0	1,642
2003	0	0	0	1,706
2001	0	0	0	1,741
1999	0	0	0	1,796
1998	0	0	0	1,802
1996	1,818	0	0	1,818
1995	0	0	0	1,788
1994	0	0	0	1,781
1993	0	0	0	1,741
1992	0	0	0	1,657

	Serving Churches	Retired	Other Service to the Church	Total Clergy
1991	0	0	0	1,679
1990	0	0	0	1,634
1989	0	0	0	1,603
1988	0	0	0	1,584
1987	0	0	0	1,565
1986	0	0	0	1,595
1985	0	0	0	1,597
1984	0	0	0	1,593
1983	0	0	0	1,540
1982	0	0	0	1,542
1981	0	0	0	1,564
1980	0	0	0	1,574
1977	1,320	0	0	2,168
1975	1,200	0	0	1,900
1967	975	0	0	1,325
1965	1,000	0	0	1,282
1963	1,200	0	0	1,300
1962	1,200	0	0	1,300
1961	1,100	0	0	1,250
1958	900	0	0	1,169
1957	915	0	0	1,057
1956	900	0	0	1,068
1955	850	0	0	954
1954	624	0	0	1,104
1953	550	0	0	1,117
1952	650	0	0	1,066
1951	788	0	0	1,120
1949	717	0	754	1,471

Education



Education

	Total Schools	Staff	Pupils	Total Individuals
2007	1,000	0	0	0
2006	1,000	0	0	0
1996	1,230	0	0	70,100
1995	1,224	0	0	64,300
1993	0	0	0	62,210
1990	0	0	0	74,125
1987	0	0	0	66,462
1986	0	0	0	68,000
1985	0	0	0	78,615
1984	0	0	0	70,214
1983	0	0	0	61,935
1982	0	0	0	69,600
1975	1,300	0	0	178,000

	Total Schools	Staff	Pupils	Total Individuals
1965	958	2,200	107,700	109,900
1963	1,150	2,200	107,700	109,900
1962	1,125	2,200	107,700	109,900
1961	1,099	2,200	107,700	109,900
1958	900	2,200	97,800	100,000
1957	915	2,200	97,800	100,000
1956	900	2,200	97,800	100,000
1955	850	2,200	60,800	63,000
1954	685	2,200	44,900	47,100
1953	586	2,200	41,750	43,950
1952	680	2,200	58,550	60,750
1951	620	3,100	39,900	43,000
1949	698	3,000	34,500	37,500

Total Benevolences	Total Financials	Finance	Total Giving	Local Expenses	Method
---------------------------	-------------------------	---------	---------------------	-----------------------	---------------

There is no data yet