



THE YEARBOOK

of American & Canadian Churches

ASSOCIATION OF STATISTICIANS OF AMERICAN RELIGIOUS BODIES

THE YEARBOOK OF AMERICAN & CANADIAN CHURCHES

Copyright © 2021 Association of Statisticians of American Religious Bodies All rights reserved.

No part of this book may be reproduced in any manner whatsoever without written permission of the publisher except in brief quotations embodied in critical articles or reviews. For more information, contact the Association of of Statisticians of American Religious Bodies

ABOUT THE YEARBOOK

The Yearbook of American & Canadian Churches has served as the definitive handbook of North American denominations since 1916. Over our 100 year history, The Yearbook has remained an authoritative source for the most accurate and complete compilation of statistical data for North American religious bodies. Now an interactive online application, The Yearbook continues to catalog census information for *** denominational religious bodies. As of 2020, the Yearbook represents ***,*** faithful members, ***,*** clergy, ***,*** congregations, **,*** educational bodies, and more than \$***,***,***,***.** in total financial commitment.

Each listing contains a brief paragraph about the religious body, contact information for the group, and informative graphs detailing current and historical statistical data. Previously stewarded by the National Council of Churches, The Yearbook is overseen by the Association of Statisticians of American Religious Bodies (ASARB). in partnership with The National Council of Churches and Lake Institute on Faith and Giving. We invite you to join our effort by adding data for your religious group, becoming an ASARB member or making a contribution to our cause.

Visit us online at www.asarb.org.

OUR PARTNERS



PRIMITIVE METHODIST CHURCH IN THE U.S.A.



Headquarters

Pres., Rev. Frank Hrabak
1122 Frosty Hollow Rd.
Langhorne, PA 19047-5719
United States
[\(215\)757-3049](tel:(215)757-3049)
pmcusa2020@gmail.com
<https://www.primiti...>
[Christian Protestant TO BE
ALLOCATED](#)

Attesting Officer

REV. DAVID S. ALLEN
Gen. Secretary
[\(978\)453-2052](tel:(978)453-2052)
pahson@verizon.net

Media Contact

PRES., REV. FRANK HRABAK

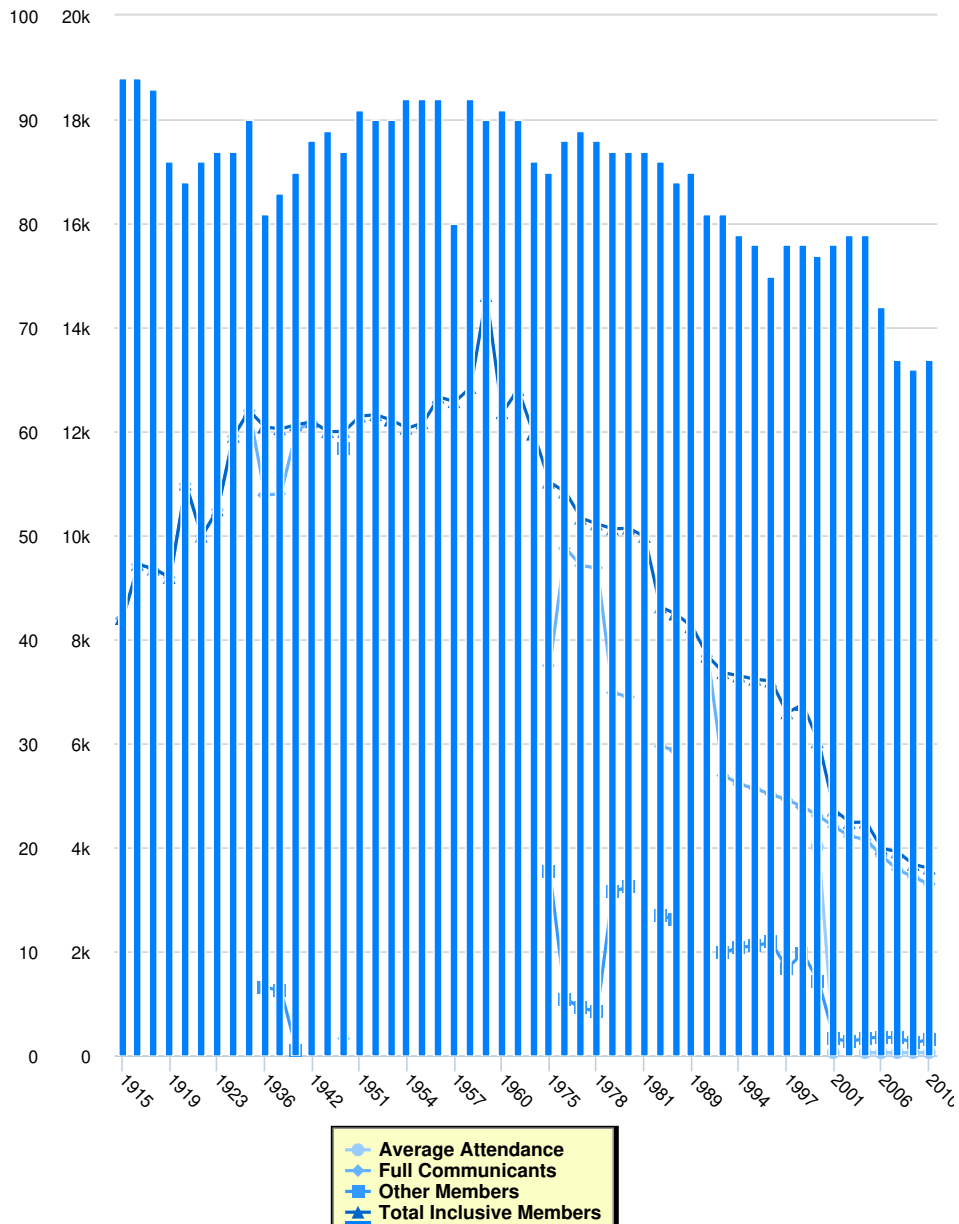
Hugh Bourne and William Clowes, local preachers in the Wesleyan Church in England, organized a daylong meeting at Mow Cop in Staffordshire on May 31, 1807, after Lorenzo Dow, an evangelist from America, told them of American camp meetings. Thousands attended and many were converted but the Methodist church, founded by the open-air preacher John Wesley, refused to accept the converts and reprimanded the preachers.

After waiting for two years for a favorable action by the Wesleyan Society, Bourne and Clowes established The Society of the Primitive Methodists. This was not a schism, Bourne said, for "we did not take one from them ... it now appeared to be the will of God that we ... should form classes and take upon us the care of churches in the fear of God." Primitive Methodist missionaries were sent to New York in 1829. An American conference was established in 1840.

Missionary efforts reach into Guatemala, Spain and other countries. The denomination joins in federation with the Evangelical Congregational Church, the United Brethren in Christ Church and the Southern Methodist Church and is a member of the National Association of Evangelicals.

The church believes the Bible is the only true rule of faith and practice, the inspired Word of God. It believes in one Triune God, the Deity of Jesus Christ, the Deity and personality of the Holy Spirit, the innocence of Adam and Eve, the Fall of the human race, the necessity of repentance, justification by faith of all who believe, regeneration witnessed by the Holy Spirit, sanctification by the Holy Spirit, the second coming of the Lord Jesus Christ, the resurrection of the dead and conscious future existence of all people and future judgments with eternal rewards and punishments.

Membership



Instructions for the Chart and Legend

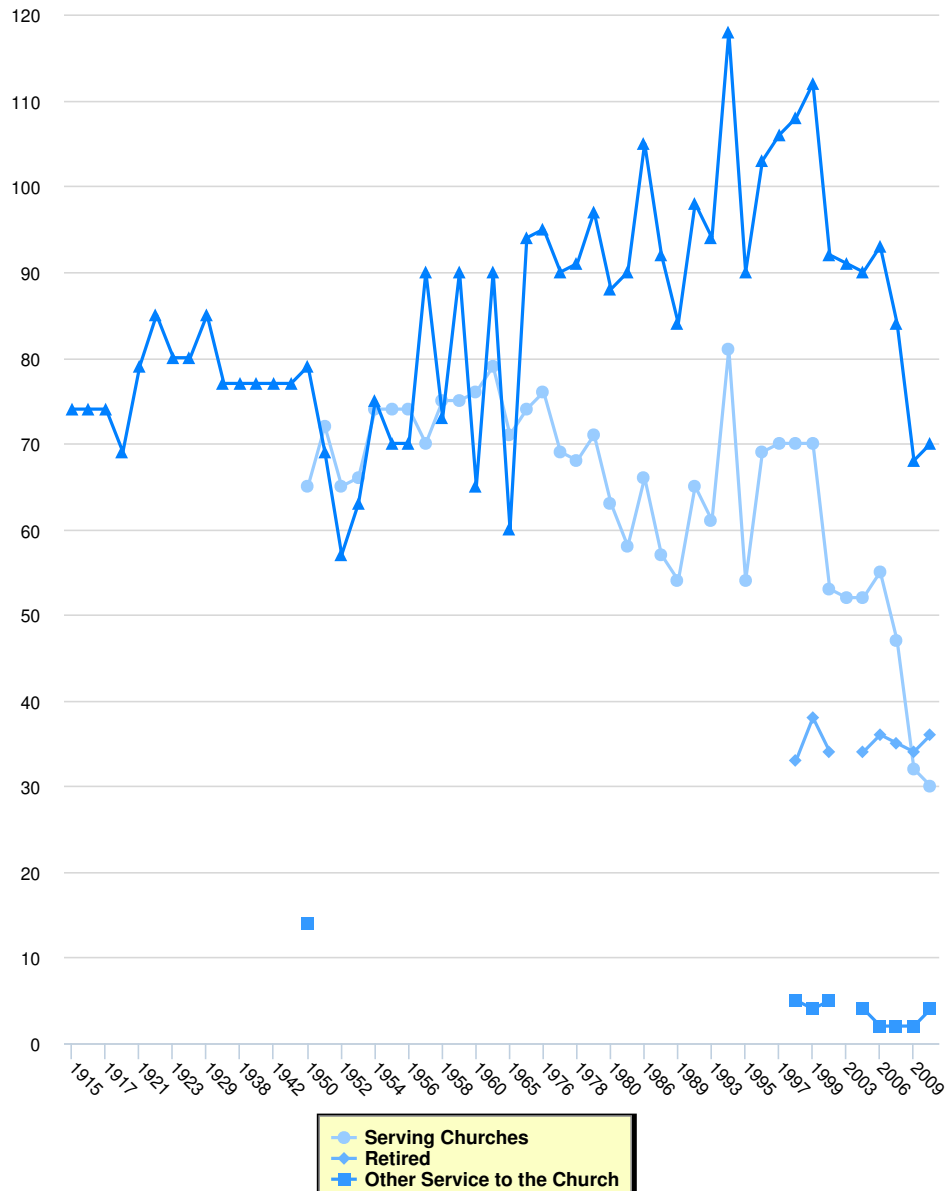
Simply click on the data set in the legend to make the values appear or disappear from the chart.

Membership

	Full Communicants	Average Attendance	Other Members	Total Inclusive Members	Total Churches	Membership Calculation Method
2010	3,294	53	307	3,601	67	
2009	3,430	53	242	3,672	66	
2008	3,574	54	341	3,915	67	
2006	3,833	51	351	3,984	72	
2004	4,153	53	334	4,487	79	
2003	4,214	0	266	4,480	79	
2001	4,397	53	320	4,717	78	
1999	4,607	4,015	1,424	6,031	77	
1998	4,780	0	1,966	6,746	78	
1997	4,917	0	1,671	6,588	78	

	Full Communicants	Average Attendance	Other Members	Total Inclusive Members	Total Churches	Membership Calculation Method
1996	5,019	0	2,181	7,200	75	
1995	5,130	0	2,104	7,234	78	
1994	5,216	0	2,082	7,298	79	
1993	5,384	0	1,976	7,360	81	
1992	7,677	0	0	7,677	81	
1989	0	0	0	8,244	85	
1987	5,868	0	2,619	8,487	84	
1986	5,942	0	2,683	8,625	86	
1981	0	0	0	9,978	87	
1980	6,895	0	3,243	10,138	87	
1979	6,974	0	3,152	10,126	87	
1978	9,376	0	846	10,222	88	
1977	9,417	0	913	10,330	89	
1976	9,751	0	1,081	10,832	88	
1975	7,497	0	3,527	11,024	85	
1965	0	0	0	11,946	86	
1961	0	0	0	12,805	90	
1960	0	0	0	12,360	91	
1959	0	0	0	14,613	90	
1958	0	0	0	12,844	92	
1957	0	0	0	12,571	80	
1956	0	0	0	12,662	92	
1955	0	0	0	12,166	92	
1954	0	0	0	12,061	92	
1953	0	0	0	12,217	90	
1952	0	0	0	12,320	90	
1951	0	0	0	12,295	91	
1950	326	0	11,674	12,000	87	
1946	0	0	0	11,995	89	
1942	12,185	0	0	12,185	88	
1940	12,027	0	103	12,130	85	
1938	10,800	0	1,251	12,051	83	
1936	10,776	0	1,305	12,081	81	
1929	12,399	0	0	12,399	90	
1925	11,905	0	0	11,905	87	
1923	10,494	0	0	10,494	87	
1922	9,986	0	0	9,986	86	
1921	10,986	0	0	10,986	84	
1919	9,190	0	0	9,190	86	
1917	9,353	0	0	9,353	93	
1916	9,442	0	0	9,442	94	
1915	8,400	0	0	8,400	94	

Clergy

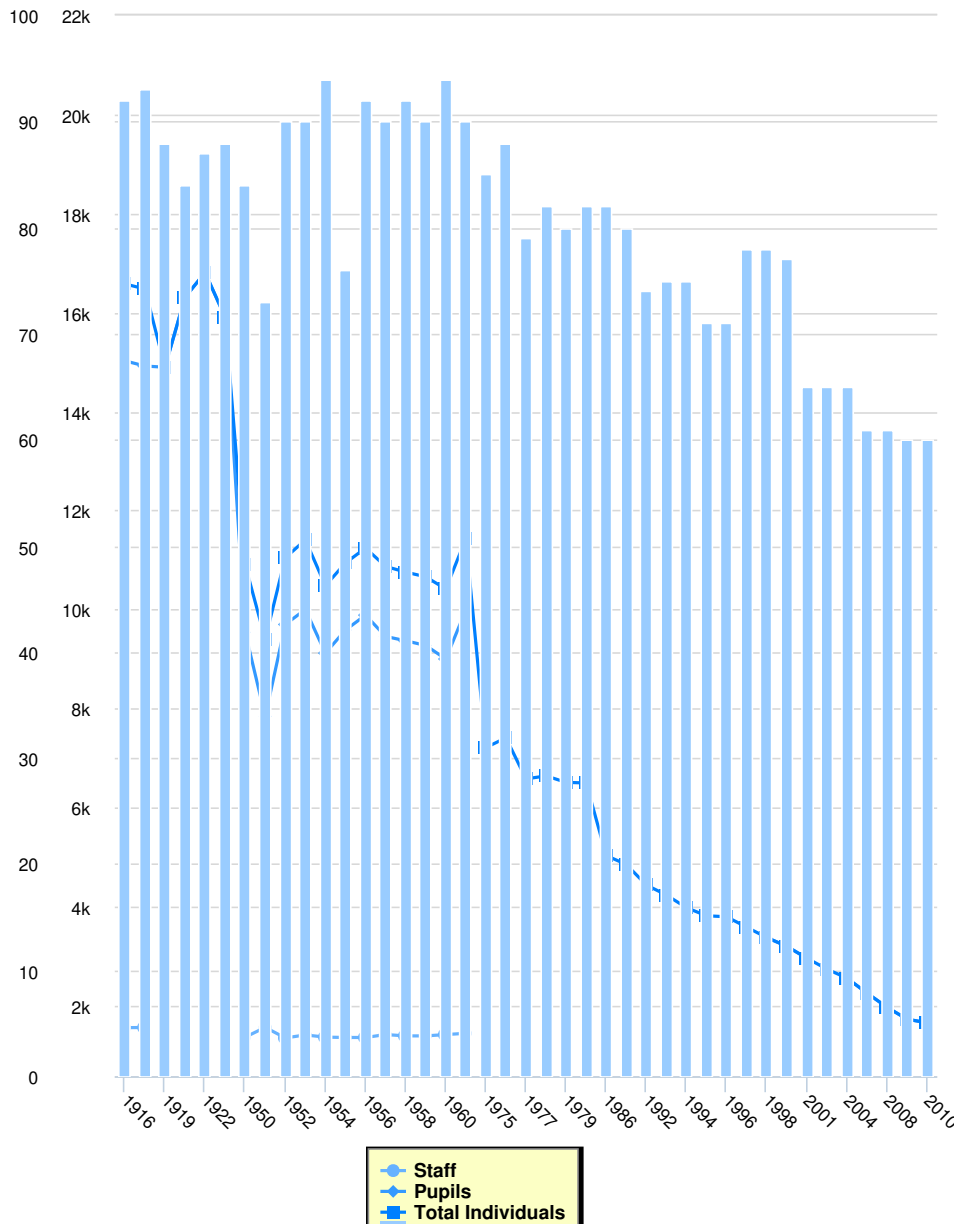


Clergy

	Serving Churches	Retired	Other Service to the Church	Total Clergy
2010	30	36	4	70
2009	32	34	2	68
2008	47	35	2	84
2006	55	36	2	93
2004	52	34	4	90
2003	52	0	0	91
2001	53	34	5	92
1999	70	38	4	112
1998	70	33	5	108
1997	70	0	0	106
1996	69	0	0	103
1995	54	0	0	90
1994	81	0	0	118
1993	61	0	0	94

	Serving Churches	Retired	Other Service to the Church	Total Clergy
1992	65	0	0	98
1989	54	0	0	84
1987	57	0	0	92
1986	66	0	0	105
1981	58	0	0	90
1980	63	0	0	88
1979	71	0	0	97
1978	68	0	0	91
1977	69	0	0	90
1976	76	0	0	95
1975	74	0	0	94
1965	71	0	0	60
1961	79	0	0	90
1960	76	0	0	65
1959	75	0	0	90
1958	75	0	0	73
1957	70	0	0	90
1956	74	0	0	70
1955	74	0	0	70
1954	74	0	0	75
1953	66	0	0	63
1952	65	0	0	57
1951	72	0	0	69
1950	65	0	14	79
1946	0	0	0	77
1942	0	0	0	77
1940	0	0	0	77
1938	0	0	0	77
1936	0	0	0	77
1929	0	0	0	85
1925	0	0	0	80
1923	0	0	0	80
1922	0	0	0	85
1921	0	0	0	79
1919	0	0	0	69
1917	0	0	0	74
1916	0	0	0	74
1915	0	0	0	74

Education

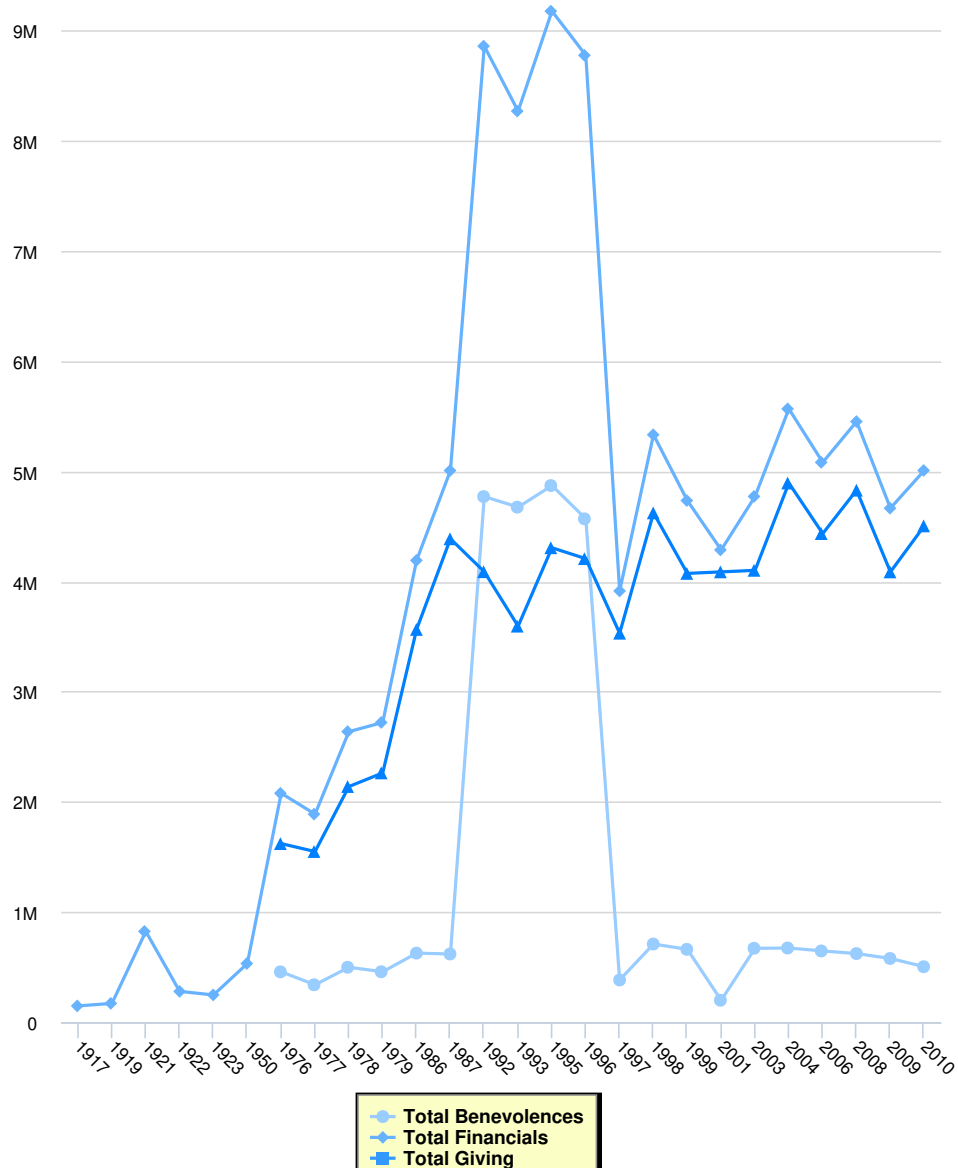


Education

	Total Schools	Staff	Pupils	Total Individuals
2010	60	0	1,652	1,652
2009	60	0	1,724	1,724
2008	61	0	1,965	1,965
2006	61	0	2,252	2,252
2004	65	0	2,554	2,554
2003	65	0	0	2,737
2001	65	0	2,957	2,957
1999	77	0	3,197	3,197
1998	78	0	3,374	3,374
1997	78	0	0	3,583
1996	71	0	0	3,794
1995	71	0	0	3,813
1994	75	0	0	3,977

	Total Schools	Staff	Pupils	Total Individuals
1993	75	0	0	4,232
1992	74	0	0	4,435
1987	80	0	0	4,849
1986	82	0	0	5,030
1980	82	0	0	6,496
1979	80	0	0	6,508
1978	82	0	0	6,639
1977	79	0	0	6,578
1976	88	0	0	7,408
1975	85	0	0	7,211
1961	90	1,439	9,988	11,427
1960	94	1,414	9,000	10,414
1959	90	1,387	9,274	10,661
1958	92	1,387	9,368	10,755
1957	90	1,414	9,456	10,870
1956	92	1,355	9,886	11,241
1955	76	1,355	9,585	10,940
1954	94	1,362	9,119	10,481
1953	90	1,406	10,000	11,406
1952	90	1,346	9,698	11,044
1951	73	1,559	7,841	9,400
1950	84	1,362	9,538	10,900
1923	88	0	15,904	15,904
1922	87	0	16,807	16,807
1921	84	0	16,305	16,305
1919	88	0	14,893	14,893
1917	93	1,557	14,918	16,475
1916	92	1,553	15,023	16,576

Finance



Finance

	Total Benevolences	Total Financials	Total Giving	Local Expenses	Method
2010	\$503,192	\$5,006,926		\$4,503,734	
2009	\$578,301	\$4,664,330		\$4,086,029	
2008	\$622,673	\$5,450,501		\$4,827,828	
2006	\$646,459	\$5,080,485		\$4,434,026	
2004	\$673,152	\$5,565,638		\$4,892,486	
2003	\$670,629	\$4,771,104		\$4,100,475	
2001	\$199,294	\$4,285,707		\$4,086,413	
1999	\$661,137	\$4,733,757		\$4,072,620	
1998	\$709,354	\$5,330,888		\$4,621,534	
1997	\$383,262	\$3,913,068		\$3,529,806	
1996	\$4,567,896	\$8,774,261		\$4,206,365	
1995	\$4,869,655	\$9,174,866		\$4,305,211	
1993	\$4,673,814	\$8,267,662		\$3,593,848	

	Total Benevolences	Total Financials	Total Giving	Local Expenses	Method
1992	\$4,769,736	\$8,857,540		\$4,087,804	
1987	\$619,058	\$5,005,671		\$4,386,613	
1986	\$626,642	\$4,190,662		\$3,564,020	
1979	\$457,806	\$2,719,897		\$2,262,091	
1978	\$498,363	\$2,636,904		\$2,138,541	
1977	\$339,526	\$1,888,171		\$1,548,645	
1976	\$456,899	\$2,077,556		\$1,620,657	
1950	\$0	\$532,470		\$0	
1923	\$0	\$247,380		\$0	
1922	\$0	\$279,584		\$0	
1921	\$0	\$823,719		\$0	
1919	\$0	\$170,800		\$0	
1917	\$0	\$147,695		\$0	