



THE YEARBOOK

of American & Canadian Churches

ASSOCIATION OF STATISTICIANS OF AMERICAN RELIGIOUS BODIES

THE YEARBOOK OF AMERICAN & CANADIAN CHURCHES

Copyright © 2021 Association of Statisticians of American Religious Bodies All rights reserved.

No part of this book may be reproduced in any manner whatsoever without written permission of the publisher except in brief quotations embodied in critical articles or reviews. For more information, contact the Association of of Statisticians of American Religious Bodies

ABOUT THE YEARBOOK

The Yearbook of American & Canadian Churches has served as the definitive handbook of North American denominations since 1916. Over our 100 year history, The Yearbook has remained an authoritative source for the most accurate and complete compilation of statistical data for North American religious bodies. Now an interactive online application, The Yearbook continues to catalog census information for *** denominational religious bodies. As of 2020, the Yearbook represents ***,*** faithful members, ***,*** clergy, ***,*** congregations, **,*** educational bodies, and more than \$***,***,***,***.** in total financial commitment.

Each listing contains a brief paragraph about the religious body, contact information for the group, and informative graphs detailing current and historical statistical data. Previously stewarded by the National Council of Churches, The Yearbook is overseen by the Association of Statisticians of American Religious Bodies (ASARB). in partnership with The National Council of Churches and Lake Institute on Faith and Giving. We invite you to join our effort by adding data for your religious group, becoming an ASARB member or making a contribution to our cause.

Visit us online at www.asarb.org.

OUR PARTNERS



THE ROMANIAN ORTHODOX EPISCOPATE OF AMERICA



Headquarters

2535 Grey Tower Rd.
Jackson, MI 49201
United States
[\(517\)522-4800](tel:(517)522-4800)
doancea@roea.org
<https://www.roea.org>
[Orthodox](#)

Attesting Officer

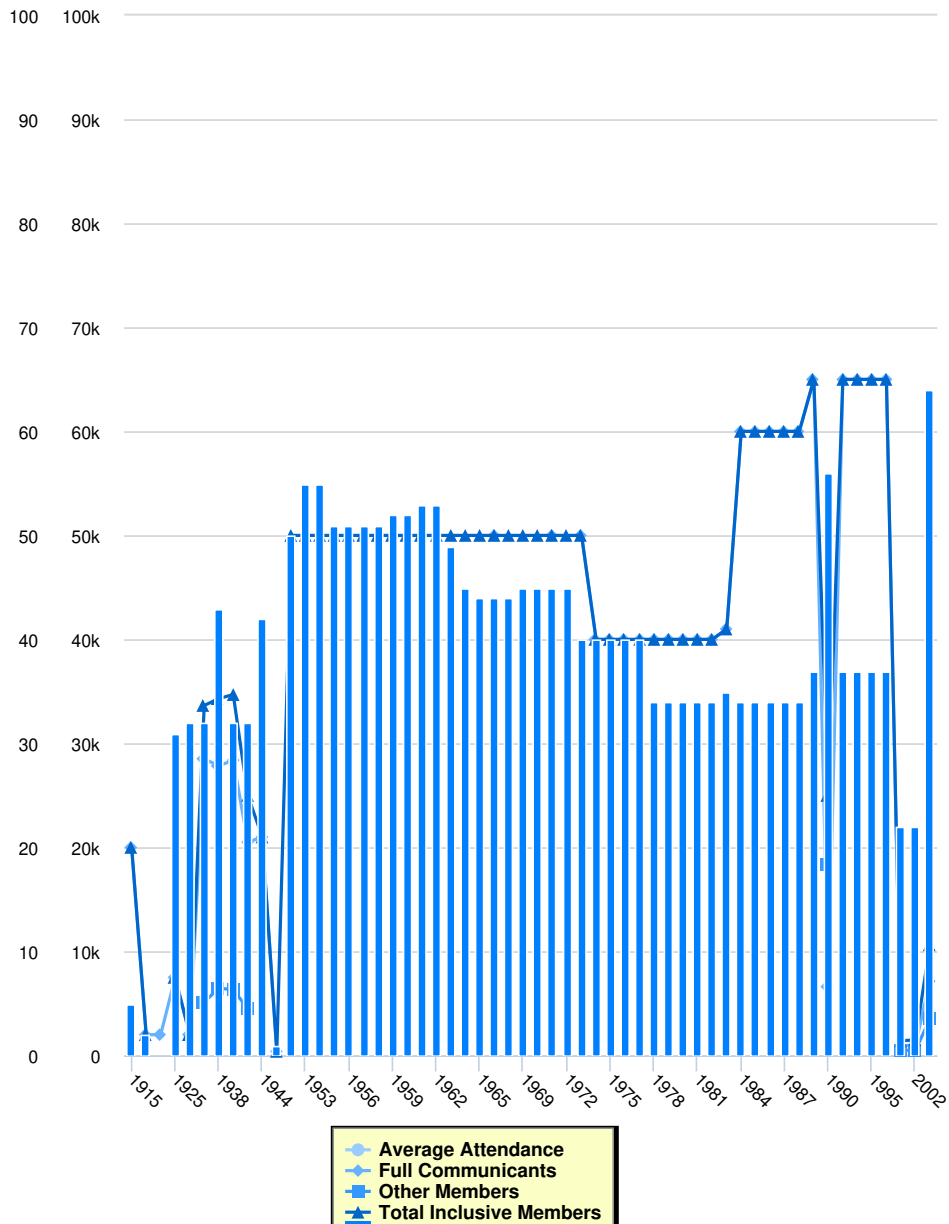
ARCHDEACON DAVID
OANCEA
Chancellor
[\(517\)522-4800](tel:(517)522-4800)
chancery@roea.org

Media Contact

ED. -SEC., REV.
ARCHDEACON DAVID
OANCEA

This body of Eastern Orthodox Christians of Romanian descent is part of the Autocephalous Orthodox Church in America.

Membership



Instructions for the Chart and Legend

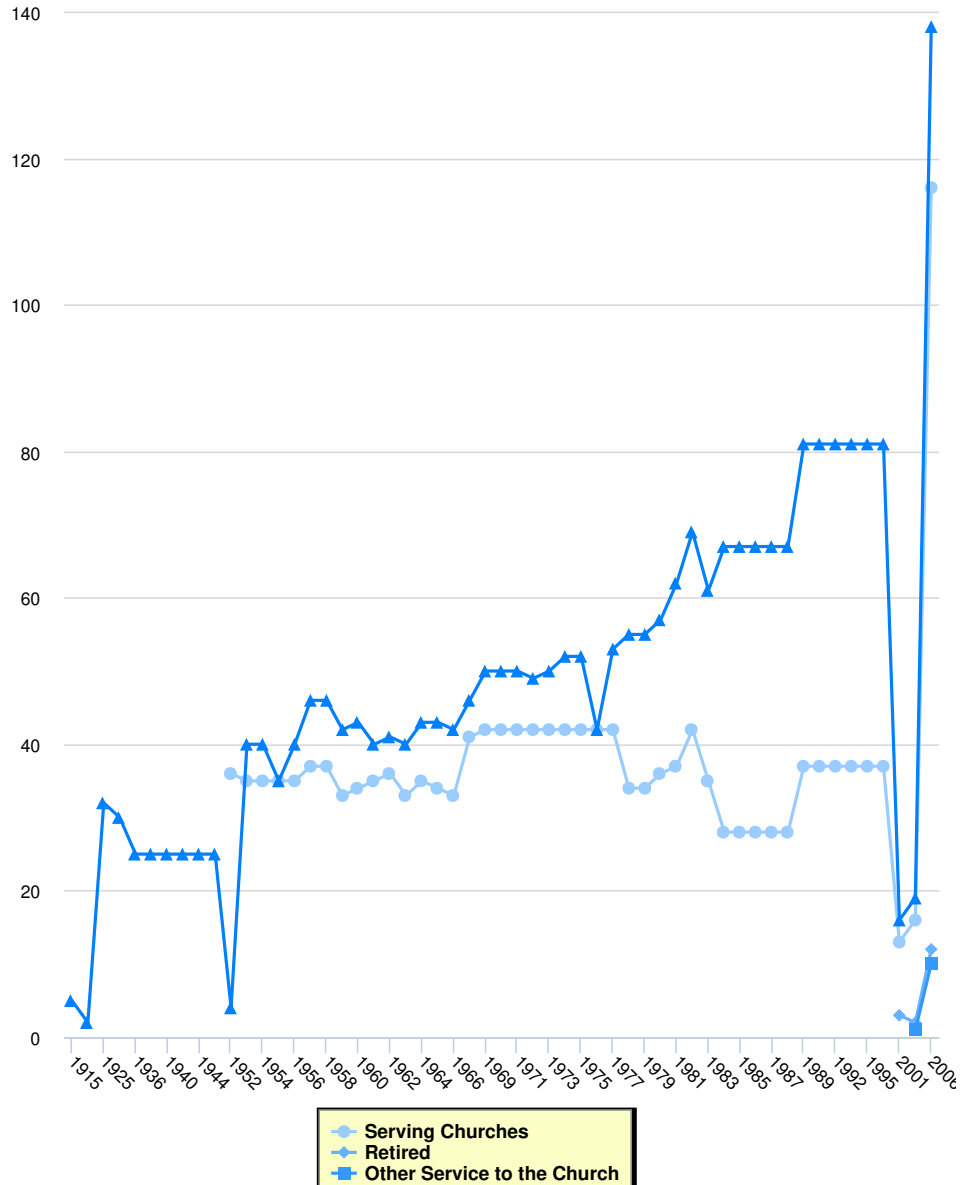
Simply click on the data set in the legend to make the values appear or disappear from the chart.

Membership

	Full Communicants	Average Attendance	Other Members	Total Inclusive Members	Total Churches	Membership Calculation Method
2006	7,135	0	3,500	10,635	64	
2002	1,000	0	500	1,500	22	
2001	900	0	500	1,400	22	
1996	65,000	0	0	65,000	37	
1995	65,000	0	0	65,000	37	
1994	65,000	0	0	65,000	37	
1992	65,000	0	0	65,000	37	
1990	6,606	0	18,394	25,000	56	
1989	65,000	0	0	65,000	37	
1988	60,000	0	0	60,000	34	

	Full Communicants	Average Attendance	Other Members	Total Inclusive Members	Total Churches	Membership Calculation Method
1987	60,000	0	0	60,000	34	
1986	60,000	0	0	60,000	34	
1985	60,000	0	0	60,000	34	
1984	60,000	0	0	60,000	34	
1983	41,000	0	0	41,000	35	
1982	40,000	0	0	40,000	34	
1981	40,000	0	0	40,000	34	
1980	40,000	0	0	40,000	34	
1979	40,000	0	0	40,000	34	
1978	40,000	0	0	40,000	34	
1977	40,000	0	0	40,000	40	
1976	40,000	0	0	40,000	40	
1975	40,000	0	0	40,000	40	
1974	40,000	0	0	40,000	40	
1973	50,000	0	0	50,000	40	
1972	0	0	0	50,000	45	
1971	50,000	0	0	50,000	45	
1970	0	0	0	50,000	45	
1969	0	0	0	50,000	45	
1967	0	0	0	50,000	44	
1966	50,000	0	0	50,000	44	
1965	0	0	0	50,000	44	
1964	0	0	0	50,000	45	
1963	0	0	0	50,000	49	
1962	0	0	0	50,000	53	
1961	0	0	0	50,000	53	
1960	0	0	0	50,000	52	
1959	0	0	0	50,000	52	
1958	0	0	0	50,000	51	
1957	0	0	0	50,000	51	
1956	0	0	0	50,000	51	
1955	0	0	0	50,000	51	
1954	0	0	0	50,000	55	
1953	0	0	0	50,000	55	
1952	0	0	0	50,000	50	
1946	390	0	0	390	1	
1944	21,000	0	0	21,000	42	
1942	20,500	0	4,500	25,000	32	
1940	28,390	0	6,308	34,698	32	
1938	27,832	0	6,476	34,308	43	
1936	28,522	0	5,125	33,647	32	
1929	2,000	0	0	2,000	32	
1925	7,500	0	0	7,500	31	
1917	1,994	0	0	0	0	
1916	1,994	0	0	1,994	2	
1915	20,000	0	0	20,000	5	

Clergy

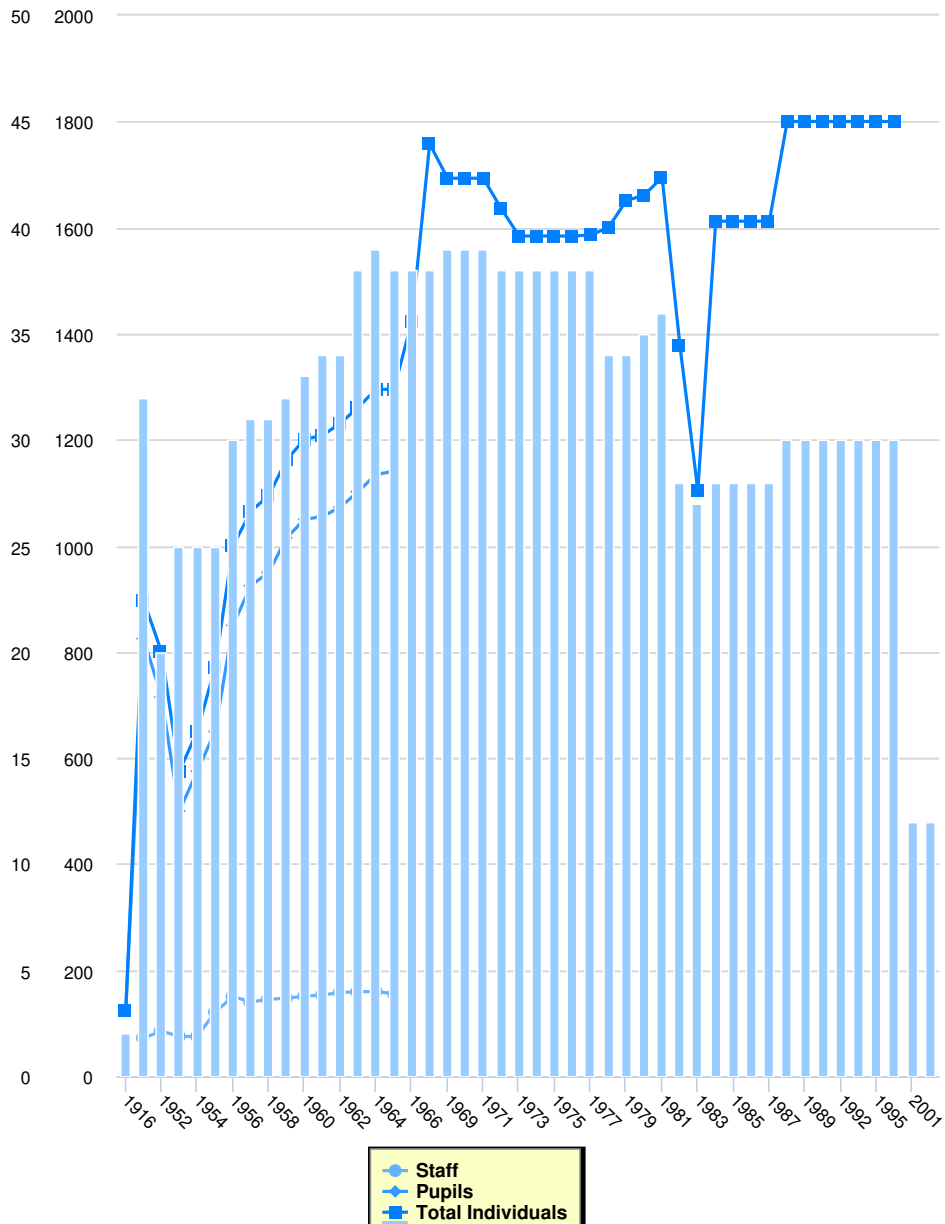


Clergy

	Serving Churches	Retired	Other Service to the Church	Total Clergy
2006	116	12	10	138
2002	16	2	1	19
2001	13	3	0	16
1996	37	0	0	81
1995	37	0	0	81
1994	37	0	0	81
1992	37	0	0	81
1990	37	0	0	81
1989	37	0	0	81
1988	28	0	0	67
1987	28	0	0	67
1986	28	0	0	67
1985	28	0	0	67
1984	28	0	0	67

	Serving Churches	Retired	Other Service to the Church	Total Clergy
1983	35	0	0	61
1982	42	0	0	69
1981	37	0	0	62
1980	36	0	0	57
1979	34	0	0	55
1978	34	0	0	55
1977	42	0	0	53
1976	42	0	0	42
1975	42	0	0	52
1974	42	0	0	52
1973	42	0	0	50
1972	42	0	0	49
1971	42	0	0	50
1970	42	0	0	50
1969	42	0	0	50
1967	41	0	0	46
1966	33	0	0	42
1965	34	0	0	43
1964	35	0	0	43
1963	33	0	0	40
1962	36	0	0	41
1961	35	0	0	40
1960	34	0	0	43
1959	33	0	0	42
1958	37	0	0	46
1957	37	0	0	46
1956	35	0	0	40
1955	35	0	0	35
1954	35	0	0	40
1953	35	0	0	40
1952	36	0	0	4
1946	0	0	0	25
1944	0	0	0	25
1942	0	0	0	25
1940	0	0	0	25
1938	0	0	0	25
1936	0	0	0	25
1929	0	0	0	30
1925	0	0	0	32
1916	0	0	0	2
1915	0	0	0	5

Education




Education

	Total Schools	Staff	Pupils	Total Individuals
2002	12	0	0	0
2001	12	0	0	0
1996	30	0	0	1,800
1995	30	0	0	1,800
1994	30	0	0	1,800
1992	30	0	0	1,800
1990	30	0	0	1,800
1989	30	0	0	1,800
1988	30	0	0	1,800
1987	28	0	0	1,612
1986	28	0	0	1,612
1985	28	0	0	1,612
1984	28	0	0	1,612

	Total Schools	Staff	Pupils	Total Individuals
1983	27	0	0	1,104
1982	28	0	0	1,377
1981	36	0	0	1,695
1980	35	0	0	1,661
1979	34	0	0	1,651
1978	34	0	0	1,600
1977	38	0	0	1,586
1976	38	0	0	1,584
1975	38	0	0	1,584
1974	38	0	0	1,584
1973	38	0	0	1,584
1972	38	0	0	1,636
1971	39	0	0	1,693
1970	39	0	0	1,693
1969	39	0	0	1,693
1967	38	0	0	1,758
1966	38	0	0	1,423
1965	38	155	1,140	1,295
1964	39	160	1,135	1,295
1963	38	159	1,102	1,261
1962	34	158	1,073	1,231
1961	34	153	1,055	1,208
1960	33	151	1,050	1,201
1959	32	147	1,015	1,162
1958	31	145	950	1,095
1957	31	140	925	1,065
1956	30	150	850	1,000
1955	25	121	650	771
1954	25	75	575	650
1953	25	75	500	575
1952	20	85	715	800
1950	32	72	825	897
1916	2	0	123	123

Finance



	Total Benevolences	Total Financials	Total Giving	Local Expenses	Method
1917	\$0	\$11,520		\$0	